

DESERT MUSEUM ART PROGRAMS

2016 FALL CLASS SCHEDULE



CONTACT INFORMATION:

Art Institute classrooms are located in the
Baldwin Education Building

2021 N. Kinney Road
Tucson, AZ 85743

WEBSITE:

desertmuseum.org/arts

EMAIL:

arts@desertmuseum.org

PHONE:

520-883-3024

**Desert Museum Membership
Information:** 520-883-3055

Priscilla Baldwin, Art Institute Founder
Craig Ivanyi, Executive Director

2015-2016 BOARD OF TRUSTEES

Paul L. Baker

Erik Bakken, *Vice Chair*

Michael C. Baldwin

Craig Barker

Kevin E. Bonine

Judith L. Bronstein, Ph.D.

Ray Carroll

Cathy G. Davis

John D. Doerr, D.D.S.

Patricia A. Engels, *Secretary/Treasurer*

Emilia Falk

J. Felipe Garcia

James Hensley

John N. Iurino

Russell L. Jones

Robert C. Koch

José Lever

William H. Lomicka, *Chair*

Lisa Lovallo

Shannan Marty

Robin B. Randall

Alyce Sadongei

John P. Schaefer, Ph.D.

Joan Scott

David Smallhouse

Mary Beth Barone, *Docent Representative*

CLASSES FOR ALL LEVELS LIVE ANIMAL EXPERIENCES FREE ARTIST LECTURES

MASTER VISITING ARTIST WORKSHOPS

Andrew Denman

October 20 - 22 // page 9

Guy Combes

October 29 - 31 // page 10

Robert Bateman

December 7-9 // page 16

Murray Phillips

December 9-11 // page 16

John & Suzie Seerey-Lester

December 10-12 // page 17





GEORGE LEPP CAPTURING THE WILD

Saturday, November 12th

12pm – Free Canon equipment loans in Baldwin Building

1pm – Macro Flash Demonstration in Baldwin Building

3pm – Nature Photography Lecture in Walden Oasis Theater

To learn more about George Lepp, one of Canon's very first "Explorer of Light" master photographers please visit: www.georgelepp.com.

For more information about this special event: www.desertmuseum.org/arts

Special thanks to Greg's Camera Shop

DEPARTURE AND RETURN

*The Monarch Butterfly
as Metaphor*

A solo art exhibit by D.D. Bracy

SEPTEMBER 17 – NOVEMBER 27



ARTISTS FOR CONSERVATION

International Juried Exhibit
of Nature in Art

December 3 – February 12

Visit www.desertmuseum.org/arts for more information about this exhibit, reception, free artist lectures and special events



The mission of the Arizona-Sonora Desert Museum is to inspire people to live in harmony with the natural world by fostering love, appreciation and understanding of the Sonoran Desert.

The Art Institute at the Arizona-Sonora Desert Museum promotes conservation of the Sonoran Desert region through art classes, art exhibits and stewardship of the Museum art collection for the area residents and visitors from around the globe.

Welcome to the Art Institute at the Arizona-Sonora Desert Museum. We offer you quality education in an unparalleled setting. You are certain to enjoy the classes detailed within these pages and the opportunity to develop or hone your artistic skills while you enhance your connection to the desert and its inhabitants.



OPEN STUDIO: Critique, Coffee & Community WITH HOLLY SWANGSTU

OCTOBER 21 8AM - 1PM
NOVEMBER 18 8AM - 1PM
DECEMBER 16 8AM - 1PM

NEW Open Studio time as a walk in, pay per day basis. Work on personal projects in a relaxed atmosphere. Enjoy feedback and support if you desire, and free coffee! Register by phone, in person or pay as you go.

\$10/hour museum members
\$15/hour nonmembers

TABLE OF CONTENTS

Fall Schedule	4-6
Fall Class Descriptions	7-17
Fall Instructors	18-19
Certificate Program	20
Art Institute Registration & Policies	21

ART INSTITUTE STAFF

Holly Swangstu, *Art Institute Director*
520-883-3082
hswangstu@desertmuseum.org

Deanna Roach, *Enrollment Coordinator*
520-883-3024
droach@desertmuseum.org

Sarah Osborne, *Administrative Assistant*
520-883-1380 ext. 346
sosborne@desertmuseum.org

COVER IMAGE SPOTLIGHT:

ASDM's newest acquisition
by Carel Brest Van Kempen,
*Flora & Fauna of Upper
Nacapule Canyon (Sonora),*
acrylic

FALL 2016 SCHEDULE

Listed in chronological order by start date

 **CERTIFICATE**

 **VISITING ARTIST**

 **PHOTOGRAPHY**

 **WEEKEND**

FALL SESSION I >> OCTOBER 3 - NOVEMBER 6

JOURNALING FOR THE BEGINNING ARTIST & NON-ARTIST - *Certificate Elective*

Instructor: Janie Gildow

Dates: Mondays | 9 - noon | Oct 3, 10, 17, 24, 31

Page 7

COLORED PENCIL I

Instructor: Janie Gildow

Dates: Mondays | 1 - 4pm | Oct 3, 10, 17, 24, 31

Page 7

PENCIL I

Instructor: Susan Morris

Dates: Tuesdays | 9 - noon | Oct 4, 11, 18, 25, Nov 1

Page 7

CREATIVE WATERCOLOR FROM PHOTOGRAPHS - *Certificate Elective*

Instructor: Susan Morris

Dates: Tuesdays | 1 - 4pm | Oct 4, 11, 18, 25, Nov 1

Page 7

TRAINING YOUR EYE: A NEW PERSPECTIVE

Instructor: Catherine Nash

Dates: Wednesdays | 9 - noon | Oct 5, 12, 19, 26, Nov 2

Page 7

INTRO TO PHOTOSHOP ELEMENTS 14: TODAY'S DIGITAL DARKROOM

Instructor: Robert Renfrow

Dates: Wednesdays | 9 - noon | Oct 5, 12, 19, 26, Nov 2

Page 8

COLORED PENCIL ON BLACK: EXPLORE THE DARK SIDE - *Certificate Elective*

Instructor: Janie Gildow

Dates: Wednesdays | 1 - 4pm | Oct 5, 12, 19, 26, Nov 2

Page 8

ON THE GO WITH WATER-SOLUBLE PENCILS - *Certificate Elective*

Instructor: Janie Gildow

Dates: Thursdays | 9 - noon | Oct 6, 13, 20, 27, Nov 3

Page 8

COLOR MIXING FOR ARTISTS

Instructor: Susan Morris

Dates: Thursdays | 1 - 4pm | Oct 6, 13, 20, 27, Nov 3

Page 8

Open Studio: Critique, Coffee & Community See Page 2 >> October 21 8am - 1pm

Page 8

SONORAN DESERT BIRDS - *Certificate Elective*

Instructor: Linda Feltner

Dates: Fri, Sat & Sun | 9 - 3pm | Oct 14, 15 & 16

Page 8

COMMANDING CAMERA COMPOSITION

Instructor: Robert Renfrow

Dates: Saturday | 10 - 4pm | Oct 15

Page 9

POINT & SHOOT CAMERA BASICS

Instructor: Robert Renfrow

Dates: Thursday | 10 - 4pm | Oct 20

Page 9

BEHIND THE SCENES PHOTOWALK

Instructor: Jay Pierstorff

Dates: Fri 10 - 4pm, Sat 7:30 - 11:30am | Oct 21 & 22

Page 9

YOUR MODERN WILD: PAINTING WILDLIFE IN ACRYLIC - *Certificate Elective*

Instructor: Andrew Denman

Dates: Thurs, Fri & Sat | 9 - 3pm | Oct 20, 21 & 22

Page 9

INTRODUCTION TO ADOBE LIGHTROOM

Instructor: Jay Pierstorff

Dates: Sunday | 10 - 4pm | Oct 23

Page 9

TABLE TOP PHOTOGRAPHY FOR ARTISTS & PHOTOGRAPHERS

Instructor: Robert Renfrow

Dates: Tuesday | 10 - 4pm | Oct 25

Page 10

INTERCHANGEABLE LENS CAMERA QUICKSTART

Instructor: Robert Renfrow

Dates: Thursday | 10 - 4pm | Oct 27

Page 10

INTRO TO NATURE PHOTOGRAPHY: THE BASICS 📷**Instructor:** Robert Renfrow**Dates:** 3 Fridays | 10 – 4pm | Oct 28, Nov 4, 11

Page 10

KIWANDA: OIL PAINTING WITH KENYAN WILDLIFE ARTIST GUY COMBES ☆ – *Certificate Elective***Instructor:** Guy Combes**Dates:** Sat, Sun & Mon | 9 – 3pm | Oct 29, 30 & 31

Page 10

EXPRESSIVE ENCOUNTERS IN THE DESERT: VISUAL JOURNALING IN NATURE 📅 – *Certificate Elective***Instructor:** Catherine Nash**Dates:** Sat & Sun | 10 – 4pm | Oct 29 & 30

Page 11

PLEIN AIR PAINTING WITH WATERCOLOR 📅 – *Certificate Elective***Instructor:** Rick Wheeler**Dates:** Fri, Sat & Sun | 10 – 4pm | Nov 4, 5 & 6

Page 11

DESERT PATTERNS IN SILK 📅**Instructor:** Holly Swangstu**Dates:** Sat & Sun | 9 – 3pm | Nov 5 & 6

Page 11

FALL SESSION II >> NOVEMBER 7 – DECEMBER 18**SCRATCHBOARD, INK & WATERCOLOR: MONOCHROMATIC TO FULL COLOR TO FULL COLOR** 🎓 – *Fulfills the Scratchboard Certificate Requirement***Instructor:** Rick Wheeler**Dates:** Mondays | 9 – noon | Nov 7, 14, 28, Dec 5, 12
*no class Nov 21

Page 11

WATERCOLOR OPEN STUDIO: BEGINNING TO INTERMEDIATE – *Certificate Elective***Instructor:** Rick Wheeler**Dates:** Mondays | 1 – 4pm | Nov 7, 14, 28, Dec 5, 12
*no class Nov 21

Page 12

WATERCOLOR II: COMBINING DETAILS WITH DRAMATIC WASHES 🎓**Instructor:** Rachel Ivanyi**Dates:** Tuesdays | 9 – noon | Nov 8, 15, 29, Dec 6, 13
*no class Nov 22

Page 12

WATERCOLOR I 🎓**Instructor:** Susan Morris**Dates:** Tuesdays | 9 – noon | Nov 8, 15, 29, Dec 6, 13
*no class Nov 22

Page 12

PEN & INK WITH WATERCOLOR 🎓 – *Fulfills Pen & Ink 2 Certificate Requirement***Instructor:** Susan Morris**Dates:** Tuesdays | 1 – 4pm | Nov 8, 15, 29, Dec 6, 13
*no class Nov 22

Page 12

DRAWING BASICS FOR THE ULTIMATE BEGINNER**Instructor:** Janie Gildow**Dates:** Tuesdays | 1 – 4pm | Nov 8, 15, 29, Dec 6, 13
*no class Nov 22

Page 12

LIGHT ON FORM: CAPTURING LIGHT 🎓**Instructor:** Catherine Nash**Dates:** Wednesdays | 9 – noon | Nov 9, 16, 30, Dec 7, 14
*no class Nov 23

Page 13

COLORED PENCIL II 🎓**Instructor:** Janie Gildow**Dates:** Wednesdays | 9 – noon | Nov 9, 16, 30, Dec 7, 14
*no class Nov 23

Page 13

PEN AND INK: STROKES 🎓 – *Fulfills Pen & Ink I Certificate Requirement***Instructor:** Janie Gildow**Dates:** Wednesdays | 1 – 4pm | Nov 9, 16, 30, Dec 7, 14
*no class Nov 23

Page 13

NO HOLDS BARRED: MIXED MEDIA SKETCHING – *Certificate Elective***Instructor:** Rick Wheeler**Dates:** Wednesdays | 1 – 4pm | Nov 9, 16, 30, Dec 7, 14
*no class Nov 23

Page 13

LOVE STINKS: SONORAN DESERT SKUNKS – *Certificate Elective***Instructors:** Rachel Ivanyi**Dates:** Thursdays | 9 – noon | Nov 10, 17, Dec 1, 8, 15
*no class Nov 24

Page 13

"The Art Institute staff could not have been more gracious and accommodating. They made sure that we all were comfortable and had everything we needed throughout the entire weekend."

PENCIL II

Instructor: Catherine Nash

Dates: Thursdays | 9 – noon | Nov 10, 17, Dec 1, 8, 15
*no class Nov 24

Page 14

GETTING FRIENDLY WITH FRISKET (WATERCOLOR'S BEST FRIEND) – *Certificate Elective*

Instructor: Susan Morris

Dates: Thursdays | 1 – 4pm | Nov 10, 17, Dec 1, 8, 15
*no class Nov 24

Page 14

ACRYLIC LANDSCAPE PAINTING: A PAINTERLY APPROACH – *Certificate Elective*

Instructor: Rick Wheeler

Dates: Thursdays | 1 – 4pm | Nov 10, 17, Dec 1, 8, 15
*no class Nov 24

Page 14

MATTING & FRAMING YOUR ART WITHOUT DEPLETING YOUR WALLET – *Certificate Elective*

Instructor: Janie Gildow

Dates: Friday | 9 – 3pm | Nov 11

Page 14

Open Studio: Critique, Coffee & Community See Page 2 >> NOVEMBER 18 8AM - 1PM

Page 14

BEHIND THE SCENES PHOTOWALK

Instructor: Jay Pierstorff

Dates: Fri 10 – 4pm, Sat 7:30 – 11:30am | Nov 18 & 19

Page 14

INTRODUCTION TO CLAYBOARD – *Certificate Elective*

Instructor: Cathy Sheeter

Dates: Friday | 10 – 4pm | Nov 18

Page 14

SCRATCHBOARD INTENSIVE – *Certificate Elective*

Instructor: Cathy Sheeter

Dates: Sat & Sun | 10 – 4pm | Nov 19 & 20

Page 15

EASY PRINTMAKING FOR HOLIDAY CARDS AND GIFTS

Instructor: Janie Gildow

Dates: Sat & Sun | 9 – 3pm | Nov 19 & 20

Page 15

WEBSITE BASICS FOR ARTISTS & PHOTOGRAPHERS

Instructor: Jay Pierstorff

Dates: Friday | 10 – 4pm | Dec 2

Page 15

QUICK DRAW: PEN, PENCIL, INK & WATERCOLOR – *Certificate Elective*

Instructor: Rick Wheeler

Dates: Fri, Sat & Sun | 10 – 4pm | Dec 2, 3 & 4

Page 15

NO CAMERA, NO PROBLEM: FINE ART WITH A FLATBED SCANNER

Instructor: Steve Buchmann

Dates: Sat & Sun | 10 – 4pm | Dec 3 & 4

Page 16

CREATIVE TRAVEL PHOTOGRAPHY

Instructor: Robert Renfrow

Dates: Monday | 10 – 4pm | Dec 5

Page 16

MASTER WORKSHOP WITH ROBERT BATEMAN – *Certificate Elective*

Instructor: Robert Bateman

Dates: Wed, Thurs & Fri | 9 – 3pm | Dec 7, 8 & 9

Page 16

SEEING SLOWLY: THE ART OF PAINTING ON LOCATION – *Certificate Elective*

Instructor: Murray Phillips

Dates: Fri, Sat & Sun | 9 – 3pm | Dec 9, 10 & 11

Page 16

WILDLIFE WEEKEND WITH THE SEEREY-LESTERS – *Certificate Elective*

Instructor: John & Suzie Seerey-Lester

Dates: Sat, Sun & Mon | 9 – 3pm | Dec 10, 11 & 12

Page 17

INTERCHANGEABLE LENS CAMERA QUICKSTART

Instructor: Robert Renfrow

Dates: Monday | 10 – 4pm | Dec 12

Page 17

Open Studio: Critique, Coffee & Community See Page 2 >> DECEMBER 16 8AM - 1PM

Page 17

COMPOSING HARMONIOUS ARTWORK – YOU NEED THIS – *Fulfills Composition Certificate Requirement*

Instructor: Linda Feltner

Dates: Fri, Sat & Sun | 9 – 3pm | Dec 16, 17 & 18

Page 17

EXPLORING DESERT COLORS IN OIL PAINTING – *Certificate Elective*

Instructor: Ada Koch

Dates: Fri, Sat & Sun | 9 – 3pm | Dec 16, 17 & 18

Page 17

CLASS DESCRIPTIONS

Listed in chronological order by start date

FALL SESSION I » OCTOBER 3 – NOVEMBER 6

JOURNALING FOR THE BEGINNING ARTIST & NON-ARTIST – Certificate Elective

Instructor: Janie Gildow

Prerequisite: None

Fee: \$150 museum members/\$200 nonmembers

Dates: Mondays | 9 – noon | Oct 3, 10, 17, 24, 31

If you've never made a journal before (but always wanted to), this is a great time to try it! This kind of journaling doesn't require drawing—or writing. It's about collecting, arranging, and decorating. Draw or write as much as you want, but definitely plan to enhance, decorate, and embellish. Add color and metallic effects, explore techniques like stamping, texturing, glazing and collage. Choose a subject or theme that interests you and create a rich visual record that you can keep and enjoy.

COLORED PENCIL I 🏠

Instructor: Janie Gildow

Prerequisite: None

Fee: \$150 museum members/\$200 nonmembers

Dates: Mondays | 1 – 4pm | Oct 3, 10, 17, 24, 31

One of our most popular classes! Get started with the joys of colored pencil the right way! Learn how to use colored pencils from the ground up while you gain an in-depth knowledge of the basics. Get acquainted with your pencils, practice different methods of application, explore color, and experience the unique effects that only the colored pencil can create. Easy exercises, copious handouts, examples and demos, along with unique presentations provide you with first-hand knowledge as you explore the world of the colored pencil.

PENCIL I 🏠

Instructor: Susan Morris

Prerequisite: None

Fee: \$150 museum members/\$200 nonmembers

Dates: Tuesdays | 9 – noon | Oct 4, 11, 18, 25, Nov 1

Create a solid foundation for your art by “learning to see.” Break things down into simple elements and maximize each mark you put on your paper. Working with a skilled instructor, explore the basics of line, value, positive and negative shapes, texture, composition and perspective as you work from the Desert Museum collection. Discussions, demonstrations, fun exercises, and personalized help are included in each class. Create work with greater impact as you focus on the basics of drawing.



CREATIVE WATERCOLOR FROM PHOTOGRAPHS – Certificate Elective

Instructor: Susan Morris

Prerequisite: Watercolor I or equivalent

Fee: \$150 museum members/\$200 nonmembers

Dates: Tuesdays | 1 – 4pm | Oct 4, 11, 18, 25, Nov 1

Many artists do it- but it is a challenge to perfect this method. This course takes you through the full journey from choosing the subject and taking the photos to the final stroke of the artist's hand. Learn the challenges and benefits of combining photos, principles of composition, tricks to transferring that information to your ground, and how to use photographs as a tool without being dependent on them. Work through each step of the process with examples provided by the instructor, personal attention and positive feedback.

TRAINING YOUR EYE: A NEW PERSPECTIVE 🏠

Instructor: Catherine Nash

Prerequisite: None

Fee: \$150 museum members/\$200 nonmembers

Dates: Wednesdays | 9 – noon | Oct 5, 12, 19, 26, Nov 2

The illusion of space on a two-dimensional surface is fun to create and easy to do. The emphasis of this class is on building the visual skills needed to interpret spatial and linear perspective: an effective method that will shift how you approach and render more challenging subjects. Nothing to fear here, folks! Grab a pencil and be prepared for some fun exercises designed to help you master the techniques of a convincing, realistic image. Watch instructor demonstrations then experiment with a number of different methods while you learn to accurately observe and translate your subject to the paper with convincing realism. Individual and expert attention during the class will boost confidence while you draw a variety of perspectives with ease. The last day of class might be spent at off-campus for an exciting field trip day of drawing.

“I like the museum very much, but the discounts on classes tipped me over the edge on becoming a member. It's a fantastic benefit.”

"We students are all unique and have our own speed, approaches and styles. Janie was very respectful of that and encouraging each student as individuals."

INTRO TO PHOTOSHOP ELEMENTS 14: TODAY'S DIGITAL DARKROOM

Instructor: Robert Renfrow

Prerequisite: None

Fee: \$150 museum members/\$200 nonmembers

Dates: Wednesdays | 9 – noon | Oct 5, 12, 19, 26, Nov 2

Whether you are a photographer using a digital camera, or a painter who takes digital photos for reference or for documenting your paintings, knowing what to do with your digital images after taking the shot is essential. Learn to use Adobe Photoshop Elements 14— a low cost yet powerful tool for basic digital image processing. Beginners will learn easy ways to correctly size images for either printing or emailing, remove color tints, use layers, select parts of one image to add to another (great for making reference photos to paint from), retouch, get rid of red eye, add text and find out how to "rescue" a poorly exposed photograph. Wish you hadn't taken the family reunion photograph with that telephone pole sticking out of the top of your kid's head? It's an easy fix in Photoshop! If you are ready to take the next step with your digital photographs this "beginner friendly" class is for you.



Janie Gildow

COLORED PENCIL ON BLACK: EXPLORE THE DARK SIDE

– Certificate Elective

Instructor: Janie Gildow

Prerequisite: Colored Pencil I or equivalent

Fee: \$150 museum members/\$200 nonmembers

Dates: Wednesdays | 1 – 4pm | Oct 5, 12, 19, 26, Nov 2

Discover the richness and power of the colored pencil on black as you explore the dark side of color. First evaluate your color palette and experiment with how color reacts on black paper. It won't be anything like colored pencil on white paper! Then learn how to predict color in the lower values and apply your knowledge to create compelling compositions that glow with elegant color.

ON THE GO WITH WATER-SOLUBLE PENCILS – Certificate Elective

Instructor: Janie Gildow

Prerequisite: None

Fee: \$150 museum members/\$200 nonmembers

Dates: Thursdays | 9 – noon | Oct 6, 13, 20, 27, Nov 3

Water-soluble pencils are terrific for fast outdoor and travel sketching, so plan to get acquainted with quick and easy techniques that are perfect for when you are on the move. Put dry color exactly where you want it, then just add water to create beautiful effects that are easy, fast, and fun—and will definitely enhance your sketches! This class is great for the novice—as well as for the more experienced artist who wants to just relax and spend time honing those drawing skills—with the added bonus of easy and effortless watercolor effects. You don't have to be an experienced watercolor artist to get prime results!

COLOR MIXING FOR ARTISTS

Instructor: Susan Morris

Prerequisite: None

Fee: \$155 museum members/\$205 nonmembers

Dates: Thursdays | 1 – 4pm | Oct 6, 13, 20, 27, Nov 3

This hands-on experience could be one of the most helpful classes you will ever take. Take command of color and gain valuable experience and create the broadest possible spectrum of colors from a limited few. Explore the full potential of color: basic color theory, the properties and attributes of paints and get answers to many of your questions. Lots of exercises, discussion and demonstrations will show you how to create the depth, mood and color you really want. Familiarize yourself with the code to buying quality paints, and create a color reference, which can be used throughout your artistic career. Watercolors will be used in class; however, the principles apply to acrylics, gouache, inks, oils, casein and egg tempera.

Open Studio: Critique, Coffee & Community See Page 2 >> October 21 8am - 1pm

SONORAN DESERT BIRDS – Certificate Elective

Instructor: Linda Feltner

Prerequisite: Pencil I or equivalent

Fee: \$160 museum members/\$210 nonmembers

Dates: Fri, Sat & Sun | 9 – 3pm | Oct 14, 15 & 16

Good nature illustration begins with a good foundation, so we will begin with anatomy basics of Sonoran Desert bird species. Physical characteristics show us not only form but also indicate the function of many distinguishing forms and gestures. We'll compare types of birds, their color and physical adaptations that allow them to survive and flourish in their habitat. Enjoy studying from the Desert Museum collection and get close and personal with live birds that will visit the classroom. Sketches, drawings and paintings combine to provide evidence of our journey to a deeper understanding of these poetic creatures.

COMMANDING CAMERA COMPOSITION

Instructor: Robert Renfrow

Prerequisite: None

Fee: \$55 museum members/\$105 nonmembers

Dates: Saturday | 10 – 4pm | Oct 15

Dramatically improve the composition of your photographs quickly- without getting too wrapped up in all the technical details of camera function. All levels of students and types of cameras are welcome! This class will teach you how to “make” a photograph instead of just “taking” a snapshot. See instructive examples of simple techniques such as: framing, scale, asymmetrical balance, patterns, point of view, reflections, the “rule of thirds” and much more. You will be able to practice on the grounds of the Desert Museum with hands on guidance from your instructor. A great class for anyone- both beginners and more experienced photographers who want to make their photos look more professional!

POINT & SHOOT CAMERA BASICS

Instructor: Robert Renfrow

Prerequisite: None

Fee: \$55 museum members/\$105 nonmembers

Dates: Thursday | 10 – 4pm | Oct 20

Are you a beginner with a digital point and shoot camera that you would like to understand better? This informative class will help you get more out of these small but capable cameras. Learn to lock focus for asymmetrical balance, overcome backlighting with exposure lock, use exposure compensation, set white balance, and creative techniques using the programmed shooting modes. Learn about camera Raw vs jpeg and selecting the proper resolution. This is a class designed to get you up and running with your point and shoot.

BEHIND THE SCENES PHOTOWALK

Instructor: Jay Pierstorff

Prerequisite: None

Fee: \$145 museum members/\$195 nonmembers

Dates: Fri 10 – 4pm Sat. 7:30 – 11:30am | Oct 21 & 22

A professional photographer and staff animal keeper join forces to create two days of exciting picture taking opportunities. This workshop is for photography enthusiasts of all skill levels no matter what kind of camera you have. Lots of opportunities to learn, take pictures, ask questions and experience the Desert Museum from the inside out.

Bring your camera, extra memory cards, charged batteries, desert walking shoes, wide brimmed hat, sunscreen and water. You may walk up to a mile or more each day. Join us for a unique experience that has students returning again and again. Learn about animal photography coupled with an up-close experience of how things work behind the scenes. Take some great pictures, make some new friends, and have a lot of fun!

Due to limited “behind the scenes” areas this class only has room for 10 people and fills up quickly. Call or sign up online today. Mailed registrations cannot be guaranteed for this class.

For full workshop details: www.desertmuseum.org/arts



Andrew Denman

YOUR MODERN WILD: PAINTING WILDLIFE IN ACRYLIC

★ – Certificate Elective

Instructor: Andrew Denman

Prerequisite: Painting, drawing & color mixing experience

Fee: \$200 museum members/\$250 nonmembers

Dates: Thurs, Fri & Sat. | 9 – 3pm
Oct 20, 21 & 22

You'll remember Andrew Denman from his national touring exhibition, “The Modern Wild,” which was displayed in the ASDM's Ironwood Gallery last fall. He's back by popular demand, so join him for three days of hands-on instruction in painting wildlife with acrylics. Workshop participants will be guided through the process of creating a painting from reference gathering, to creating a composition, underpainting, building up detail, glazing, and final highlighting. Denman will focus on the pre-work necessary to ensure a successful painting and effectively approaching challenging textures such as feathers and fur. Students may bring their own reference photos, but the instructor will have additional photos on hand at the workshop.

INTRODUCTION TO ADOBE LIGHTROOM

Instructor: Jay Pierstorff

Prerequisite: Working knowledge of your computer

Fee: \$55 museum members/\$105 nonmembers

Dates: Sunday | 10 – 4pm | Oct 23

This workshop is perfect for digital photographers, hobbyists and amateurs who want to do more with their images. You will learn step-by-step key techniques with Introduction to Adobe Lightroom 4, 5 or 6. Bring your laptop and follow along as instructor Jay Pierstorff shows you how to use Lightroom's tools to organize and enhance your images, making them more colorful, powerful and professional. Learn how to share your images on photo sharing and social media sites, perform image processing tasks, noise reduction, sharpening, blemish removal, white balance and more!



TABLE TOP PHOTOGRAPHY FOR ARTISTS & PHOTOGRAPHERS 📷

Instructor: Robert Renfrow

Prerequisite: None

Fee: \$55 museum members/\$105 nonmembers

Dates: Tuesday | 10 – 4pm | Oct 25

Learn to use a simple “kitchen table” set up to photograph small objects and still life arrangements. Artists - become more proficient at taking your own reference photos of botanical specimens, shells, skeletal structures etc. Photographers- if you can't always get out into the field for your photography you can do really interesting work right at home by arranging still life set up's and photographing them- it's an art form in itself. This is a beginning level class with no experience necessary. We will start with an overview of basic camera function and review the pros and cons of different cameras and lenses. We will use simple set up's that you can duplicate at home at little or no cost. Please bring to class whatever

camera you have. If you have a tripod you can bring that too. You are welcome to bring small objects you are interested in photographing or simply choose from the many natural objects the museum will provide for you such as plants, skulls, feathers, and dried saguaro blossoms.

INTERCHANGEABLE LENS CAMERA QUICKSTART 📷

Instructor: Robert Renfrow

Prerequisite: None

Fee: \$55 museum members/\$105 nonmembers

Dates: Thursday | 10 – 4pm | Oct 27

If you have a camera that you can take the lens off of, then you have an interchangeable lens camera! These types of cameras have unique settings not found on most “point and shoot” type cameras but they can be confusing to understand. This one day class will explain which primary settings and controls are the most important to know about and how to use them. What is “depth of field” and how is it controlled? How do f-stops, shutter speeds and ISO all work together? The importance of resolution and sensor size, lenses and lot's more will be discussed in beginner friendly terms. Get the most out of your interchangeable lens camera by taking full advantage of its many robust features- after all you paid for them!

INTRO TO NATURE PHOTOGRAPHY: THE BASICS 📷

Instructor: Robert Renfrow

Prerequisite: Working knowledge of your camera

Fee: \$160 museum members/\$210 nonmembers

Dates: 3 Fridays | 10 – 4pm | Oct 28, Nov 4, 11

Taking great photographs of our amazing desert southwest is both fun and rewarding but using today's complex digital cameras can be a challenge for the beginner. This introductory class will provide you with a solid foundation in the fundamentals of digital photography. Starting with an overview of camera types, equipment and accessories you will have a much firmer idea of what equipment you may- or may not need. You will receive coherent explanations of camera functions such as f/ stops, shutter speeds, light metering, setting proper resolution, file formats Raw vs Jpeg, white balance, depth of field and more. Enjoy working on location at the Desert Museum under the guidance of your instructor while practicing what you have studied in class. This is a beginner friendly class and is also very thorough. Begin taking the quality photographs you wanted to when you bought that nice digital camera!



KIWANDA: OIL PAINTING WITH KENYAN WILDLIFE ARTIST GUY COMBES ☆ - Certificate Elective

Instructor: Guy Combes

Prerequisite: Oil painting, drawing & color mixing experience

Fee: \$200 museum members/\$250 nonmembers

Dates: Sat, Sun & Mon | 9 – 3pm | Oct 29, 30 & 31

Back by popular demand! Guy Combes brings Africa into the studio for a 3 day Kiwanda (workshop)! Whether you've experienced a safari first hand or not, Guy will inspire you with his passion for his homeland enough for you to leave feeling as though you have. This workshop will consist of practical demonstrations of oil painting techniques, including composition, drawing, image transfer, underpainting, color use and rendering of natural texture in oil. He will provide a library of reference images prior to the workshop for students to prepare

in advance if desired, and a recommended materials list. Guy will share some of his unique studio methods, including a demonstration of tablet technology that is revolutionizing the way artists work. He will outline what inspires him and how he gathers material in the field for use in the studio. The workshop will also include a talk about conservation in East Africa; specifically Soysambu Conservancy, a 48,000 acre multi-use ranch in the Great Rift Valley, for which Guy is US Development Director.

“Although challenging (I am a beginner), I left the class as a better painter than I came in. Mr. Combes gave me many “tools” that enabled me to accomplish more than I would have been able to otherwise, and puts me in a much better position to learn more going forward from here.”

"Thank you for providing such an outstanding learning environment and opportunities. The art institute is a jewel in Tucson's crown, and an wonderful way to interpret the Sonoran Desert."



EXPRESSIVE ENCOUNTERS IN THE DESERT: VISUAL JOURNALING IN NATURE – Certificate Elective

Instructor: Catherine Nash

Prerequisite: None

Fee: \$105 museum members/\$155 nonmembers

Dates: Sat & Sun | 10 – 4pm | Oct 29 & 30

Celebrate our unique Sonoran Desert through a series of sketching and journaling exercises as you learn how to capture intimate experiences in nature using pen, watercolor pencils, collage and writing. Draw and paint, record questions and observations, label particular species, write about your feelings as you create multiple pages of colorful encounters with wildflowers, cacti, animals, birds and the beautiful desert landscape. Nature journaling can be a playful, creative and inspiring way to develop observational abilities and record

expressive and meaningful outdoor experiences. You have the chance to capture the feeling of a particular moment: conjuring up smells, sounds of birds, the feel of the wind and warmth of sunlight on one's skin, a visceral memory in nature that can be enjoyed for years to come. The focus in this nature journaling workshop is to relax, take a closer look, notice, wonder, and enjoy the moment while having creative fun in the desert.



PLEIN AIR PAINTING WITH WATERCOLOR – Certificate Elective

Instructor: Rick Wheeler

Prerequisite: None

Fee: \$150 museum members/\$200 nonmembers

Dates: Fri, Sat & Sun | 10 – 4pm | Nov 4, 5 & 6

As in the long tradition of outdoor painting, this class focuses on painting on location, aka 'Plein Air' painting. In this case we'll be using traditional transparent watercolor, with the Desert Museum grounds as subject matter. The class will cover the technique of working light to dark, whether or not to sketch your subject first, and the pleasure of loose, more impressionistic painting styles. Instructor will provide group demos of various techniques, while also giving students one-on-one instruction. The class is intended for beginning to intermediate watercolor and/or plein air painters.

DESERT PATTERNS IN SILK

Instructor: Holly Swangstu

Fee: \$145 museum members/\$195 nonmember

Prerequisite: None

Dates: Sat & Sun | 9 – 3pm | Nov 5 & 6

Introduce yourself to the exciting art of silk painting in this 2-day workshop held on the beautiful grounds of the Desert Museum. You will learn about professional silk dyes, how to mix, apply and set the dye using two age old techniques: The Arashi Shibori technique where you wrap the fabric on a pole to create a design, and the Serti method where you paint directly on stretched fabric to create more intricate paintings. The instructor will personalize both methods to meet the needs of each unique student, making the studio time fun and challenging for someone who desires instant gratification and for the person who prefers a more detailed project. This workshop will take you through the process of creating your idea and patterns to produce professional outcomes. Come join Holly who has taught silk painting for all ages and levels for over 20 years. All supplies included in the fee for 2 silk scarves. Additional scarf blanks will be available for purchase during the workshop.

FALL SESSION II >> NOVEMBER 7 – DECEMBER 18

SCRATCHBOARD, INK & WATERCOLOR: MONOCHROMATIC TO FULL COLOR – Fulfills the Scratchboard Certificate Requirement

Instructor: Rick Wheeler

Fee: \$150 museum members/\$200 nonmembers

Prerequisite: Previous scratchboard experience is helpful

Dates: Mondays | 9 – noon | Nov 7, 14, 28, Dec 5, 12 *no class Nov 21

The class will cover a variety of tools, as well as a step-by-step how-to approach to starting a scratchboard with beginners in mind, in a stress-free atmosphere. If you like to draw, particularly detailed subjects, this is the class for you. With an emphasis on contour drawing, the instructor will demonstrate the many type of strokes one uses to create fur, feathers, landscapes and more. Watercolor will be introduced for those who wish to colorize their scratchboard drawings. Some drawing experience is helpful, but not essential. Bring a photo of your choice, or use instructor's personal library of images.

"Robert Renfrow covered more topics than I had expected. I learned more about how my camera functions and how to apply that to creative composures. I took two semesters of photography classes at a local college, and much of what I learned in this class had not been covered."



WATERCOLOR OPEN STUDIO: BEGINNING TO INTERMEDIATE -

Certificate Elective

Instructor: Rick Wheeler

Prerequisite: None

Fee: \$150 museum members/\$200 nonmembers

Dates: Mondays | 1 - 4pm | Nov 7, 14, 28, Dec 5, 12 *no class Nov 21

Open Studio provides an ongoing supportive workspace for those students either midway into a project they hope to finish, or at the beginning of a new project. The class will limit materials to both traditional transparent watercolor, as well as opaque watercolor, aka gouache (optional). Instructor will provide class critiques, as well as demo techniques, while being available to students needing individual help to take the next step to improving their watercolor paintings.

WATERCOLOR II: COMBINING DETAILS WITH DRAMATIC WASHES 🏠

Instructor: Rachel Ivanyi

Prerequisite: Watercolor I or equivalent

Fee: \$150 museum members/\$200 nonmembers

Dates: Tuesdays | 9 - noon | Nov 8, 15, 29, Dec 6, 13 *no class Nov 22

Take your watercolor painting to the next level. If you have worked with the basic techniques for creating washes and varying your brushstrokes this class can be the perfect next step for you. Participants will cover creating intricate detail as well as dramatic graded and variegated washes. Rachel will share her techniques for tightening up and letting loose in the same painting. A variety of live plant and animal subjects and nature objects will be available each week for inspiration and reference, or you may work from your own photos, focusing on whatever individual organism or group you prefer.

WATERCOLOR I 🏠

Instructor: Susan Morris

Prerequisite: None

Fee: \$150 museum members/\$200 nonmembers

Dates: Tuesdays | 9 - noon | Nov 8, 15, 29, Dec 6, 13 *no class Nov 22

This is a great introductory class to help you learn basic traditional watercolor techniques, gain an understanding of the science behind watercolor and learn how to control this medium. Learn about the history of watercolor and the tools used and get familiar with the differences in brushes, paints and paper. Explore techniques through simple exercises and get comfortable with this versatile medium. Have a first encounter with color theory and mixing and learn how color fits into composition and design. Gain confidence in a friendly atmosphere with weekly demos, friendly feedback, and lots of personal attention.

PEN & INK WITH WATERCOLOR 🏠 - Fulfills Pen & Ink 2 Certificate Requirement

Instructor: Susan Morris

Prerequisite: Pen & Ink I

Fee: \$150 museum members/\$200 nonmembers

Dates: Tuesdays | 1 - 4pm | Nov 8, 15, 29, Dec 6, 13 *no class Nov 22

Have you ever wished there was a little more punch to your pen & ink drawings, or wanted some crisp details in your watercolors? You can accomplish both when you put these two timeless and traditional illustrative mediums together. Learn, or get a refresher course, of the basic techniques of both mediums. Demos, lectures, and individual attention are all offered in a friendly atmosphere so you can learn some of the essential tricks to putting these traditional mediums together and make the results really stand out.

DRAWING BASICS FOR THE ULTIMATE BEGINNER

Instructor: Janie Gildow

Prerequisite: None

Fee: \$150 museum members/\$200 nonmembers

Dates: Tuesdays | 1 - 4pm | Nov 8, 15, 29, Dec 6, 13 *no class Nov 22

Have you always wanted to learn how to draw—but haven't had a chance to learn—or haven't had the nerve to try? Get started right now in this class just for you. Drawing requires learning how to see—and that's about all there is to it. Easy exercises persuade you to slow down, focus on looking, and before you know it, you're drawing—just as simple as that. This class will get you started painlessly by easing you into the basics and consequently will provide you with an excellent foundation for any of the other drawing classes at the Art Institute. You'll draw what you see—and you'll even learn to draw what isn't there. Learn all about pencils, surfaces, drawing aids, techniques and equipment. Sign up early, this class fills fast.

LIGHT ON FORM: CAPTURING LIGHT 🏠

Instructor: Catherine Nash

Fee: \$150 museum members/\$200 nonmembers

Prerequisite: None

Dates: Wednesday | 9 - noon | Nov 9, 16, 30, Dec 7, 14
*no class Nov 23

Do you find it relatively easy to make a drawing or a painting look like a cloudy day with soft, even and subdued light, but struggle with capturing the correct values of strong direct light? In this certificate class, gain experience reproducing light and shadow in its true contrasts on a sunny day. Acquire more confidence in capturing accurate values that create the illusion of 3D form while using a variety of media, beginning with black and white, then opening into a discussion of color. You will explore nature, plants and the landscape through a directed series of drawing and water based painting exercises. This class will increase your ability to see and render varied qualities of light, from direct sunlight to more subtle contrasts of light and shadow. For artists of all skill levels who love to paint or draw in any medium.

COLORED PENCIL II 🏠

Instructor: Janie Gildow

Fee: \$150 museum members/\$200 nonmembers

Prerequisite: Colored Pencil I or equivalent

Dates: Wednesdays | 9 - noon | Nov 9, 16, 30, Dec 7, 14
*no class Nov 23

You've already learned the basics: you know your pencils, are familiar with the tools and equipment, you've practiced the techniques, and you've found your "stroke." Now expand your horizons. Explore the world of surfaces that accept and enhance the wax pencil. Learn all about different kinds of papers as you discover how surface quality and color can affect the final appearance of your pencil application. Experience colored pencil on black, color on drafting film, pastel paper, velour paper—and more. Open the door to endless possibilities!



Janie Gildow

PEN AND INK: STROKES 🏠 - Fulfills Pen & Ink I Certificate Requirement

Instructor: Janie Gildow

Fee: \$150 museum members/\$200 nonmembers

Prerequisite: None

Dates: Wednesdays | 1 - 4pm | Nov 9, 16, 30, Dec 7, 14
*no class Nov 23

Get started with pen and ink. Learn the basic strokes that will assure your success in this medium. It's definitely not like working with graphite! Changes in pressure won't work here. You'll concentrate on the three major strokes the pen can deliver: stippling, cross hatch, cross contour—and combine them into areas of pattern and value. Learn how to recreate the effects of light and shadow on texture, form and surfaces, and how to develop value and contrast. Once you learn these easy strokes you'll be ready to tackle any subject in pen and ink.

NO HOLDS BARRED: MIXED MEDIA SKETCHING - Certificate Elective

Instructor: Rick Wheeler

Fee: \$150 museum members/\$200 nonmembers

Prerequisite: None

Dates: Wednesdays | 1 - 4pm | Nov 9, 16, 30, Dec 7, 14 *no class Nov 23

Have you ever felt stifled by the limitation of one medium in your work? Have you ever wondered what mixing media might be like, and if it's something you like to try? Are you a well-seasoned mixed media artist looking for comradery and like minds of experimentation? If any of these apply to you, this class is for you. With an emphasis on the fun of experimentation, the class will cover combining one or more techniques in developing a finished drawing. Also covered will be the art of 'found objects' and how they can be incorporated into a finished piece, making your work simultaneously 2-D and 3-D. Instructor will provide some objects for students to consider, but encourages all students to bring media of their choice (at least 3), as well as any 3-D objects suitable for art play. *"Creative people are curious, flexible, persistent, and independent with a tremendous spirit of adventure and a love of play."* —Henri Matisse



Jay Pierstorff

LOVE STINKS: SONORAN DESERT SKUNKS - Certificate Elective

Instructors: Rachel Ivanyi

Prerequisite: Some drawing experience helpful

Fee: \$160 museum members/\$210 nonmembers

Dates: Thursdays | 9 - noon | Nov 10, 17, Dec 1, 8, 15 *no class Nov 24

Meet the Desert Museum's Fab Four! Arizona is the only state with four species of skunk and you will get to know all of them in person during this class. Celebrate the biodiversity of the Sonoran Desert while you discover and express your individual art making processes while taking time to study these loveable mammals. You will be exposed to a variety of ways of seeing and art making that you may not have been exposed to in the past. The instructor will offer both natural history and expressionistic viewpoints. Bring your medium of choice and be open-minded to trying something new. Don't worry, the skunks won't spray you, but they will inspire you!

"Beautiful surroundings; intimate class size."

"The facilities are splendid, an artist couldn't ask for more."

PENCIL II

Instructor: Catherine Nash

Fee: \$150 museum members/\$200 nonmembers

Prerequisite: Pencil I or equivalent

Dates: Thursdays | 9 – noon | Nov 10, 17, Dec 1, 8, 15 *no class Nov 24

Drawing a wide array of objects from the Desert Museum's extensive natural history collection will be a fun and inspiring experience. This class is a perfect opportunity to hone your hand-to-eye coordination to draw what you see not what you think you see. As you gain increased skills to draw with correct proportion and shape, you will also refine the expression of light on form to render deeper space. Practice skills necessary to draw varied textures by learning mark-making and blending techniques. Explore the possibilities of graphite pencil, loosen up and gain fluidity. All of these activities will help you to creatively express yourself while you fine-tune the quality of your drawings.

GETTING FRIENDLY WITH FRISKET (WATERCOLOR'S BEST FRIEND) – Certificate Elective

Instructor: Susan Morris

Fee: \$150 museum members/\$200 nonmembers

Prerequisite: Watercolor I or experience helpful

Dates: Thursdays | 1 – 4pm | Nov 10, 17, Dec 1, 8, 15 *no class Nov 24

Preserving whites and lights, protecting areas against spatters, and layering are all critical in watercolor and sometimes a little tricky. That's why there's frisket! It's known by many different names: frisket, msket, masking fluid and more. Have you relatively got the basics on watercolor, but fret a little over trying to control the frisket? This 5-week class is your chance to learn how to get this important tool to give you the results you want. Get all the latest information; learn how to get this important tool to give you the results you want. Get all the latest information, learn how to use different applicators and discover other options including masking films, wax and tapes. Lectures, demos and fun exercise and experiments are all included to help you feel more confident as you use masking materials.

ACRYLIC LANDSCAPE PAINTING: A PAINTERLY APPROACH – Certificate Elective

Instructor: Rick Wheeler

Fee: \$150 museum members/\$200 nonmembers

Prerequisite: None

Dates: Thursdays | 1 – 4pm | Nov 10, 17, Dec 1, 8, 15 *no class Nov 24

The word, 'painterly' is often used to describe a loose, impressionistic, visible brushstroke style of work. The term is most often used by other painters as a compliment to their fellow painters. Painterly work tends not to be 'overworked,' meaning the brushstroke is visible and the painted surface has texture. Painterly painting is common among plein air painters, or painters from life, due to the fast changing natural light. In our case, we'll be applying the painterly technique, but from the use of photographs. The instructor will provide several of his own photos for student use, but encourages students to bring in some of their own, or someone's photo they've been given permission to use. Our goal as painters is not to copy the photograph, but to 'interpret' the photo in terms of the application of paint (thick and thin), the use of good composition, and color choices. We can almost always improve upon the photo in creating a good painting. The instructor will demonstrate.

MATting & FRAMING YOUR ART WITHOUT DEPLETING YOUR WALLET – Certificate Elective

Instructor: Janie Gildow

Fee: \$55 museum members/\$105 nonmembers

Prerequisite: None

Dates: Friday | 9 – 3pm | Nov 11

Penetrate the framing mystique—it's not a closed shop open only to commercial use. You can painlessly mat and frame your own work—and you'll learn how to do it in this hands-on workshop. You'll be amazed at how easy and affordable professionally finishing your work can be. Participants will learn how and where to buy materials and use the professional mat cutter provided to cut your own mats. You'll receive essential information on options, techniques and supplies, and acquire plenty of other great tips in this practical and popular workshop taught by an instructor who will set you up for success and share her priceless matting and framing secrets with you.

Open Studio: Critique, Coffee & Community See Page 2 >> NOVEMBER 18 8AM - 1PM

BEHIND THE SCENES PHOTOWALK

Instructor: Jay Pierstorff

Fee: \$145 museum members/\$195 nonmembers

Prerequisite: None

Dates: Fri 10 – 4pm, Sat 7:30 – 11:30am | Nov 18 & 19

See page 13 for detailed class description.

INTRODUCTION TO CLAYBOARD – Certificate Elective

Instructor: Cathy Sheeter

Fee: \$65 museum members/\$115 nonmembers

Prerequisite: scratchboard experience

Dates: Friday | 10 – 4pm | Nov 18

Come learn about some of the diverse ways to create fun and colorful artwork on ampersand clayboard. This one day class will explore some of the techniques that you can use on this surface. We will be using inks in the class and then scratching back through them to create our artwork.

SCRATCHBOARD INTENSIVE - Certificate Elective

Instructor: Cathy Sheeter

Fee: \$135 museum members/\$185 nonmembers

Prerequisite: Scratchboard 1 & 2 or equivalent

Dates: Sat & Sun | 10 - 4pm | Nov 19 & 20

For advanced scratchboard artists that want to continue improving their skills. This class will discuss how to create more textures and surfaces. Enjoy extensive one on one feedback while you work on your own projects.



EASY PRINTMAKING FOR HOLIDAY CARDS AND GIFTS

Instructor: Janie Gildow

Prerequisite: None

Fee: \$110 museum members/\$160 nonmembers

Dates: Sat & Sun | 9 - 3pm | Nov 19 & 20

Explore a new process! In this beginning workshop you will learn the basics of printing as you explore the world of multiple images. Create and use your own designs. Print with paper, cardboard, natural and found objects - and more. Be as inventive and imaginative as you want. Creations made in this class make great gifts, greeting cards in time for the holidays, or creative additions to your journals or other mixed media artwork. With this easy process you'll discover new sources of expression within yourself.



WEBSITE BASICS FOR ARTISTS & PHOTOGRAPHERS

Instructor: Jay Pierstorff

Prerequisite: Working computer knowledge is helpful

Fee: \$55 museum members/\$105 nonmembers

Dates: Friday | 10 - 4pm | Dec 2

Need a website to showcase your art and don't know where to begin? How about explanations in plain English with lots of visual examples, ideas and helpful suggestions? Learn how to build a powerful website that represents your art in the way you want, quickly and easily without writing a single line of computer code. You can build a custom website and keep it updated easily with the skills and tools you will learn in this workshop.

This lecture-style workshop covers: types of websites, how to get started with a domain name, hosting, costs and options, selling your art online, watermarks and copyrights concerns, search engine optimizations, client mailing lists, mistakes to avoid, how to photograph paintings, jewelry and dimensional art for your website, and much more.

QUICK DRAW: PEN, PENCIL, INK & WATERCOLOR - Certificate Elective

Instructor: Rick Wheeler

Fee: \$150 museum members/\$200 nonmembers

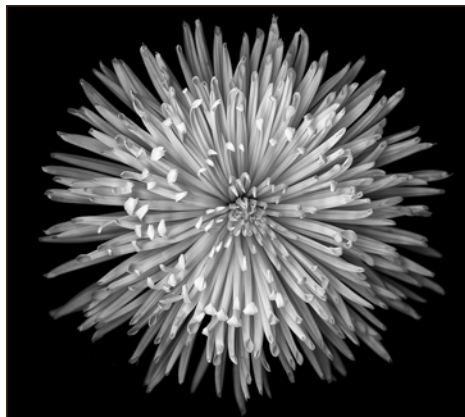
Prerequisite: None

Dates: Fri, Sat & Sun | 10 - 4pm | Dec 2, 3 & 4

What is more appealing to artists and non-artists alike than a simple, portable system for jotting those quick drawings down before the "bus" leaves? Learn easy ways to draw what you see and create a memory that will last you a lifetime. Quick drawings are ideal for travel, and the addition of using inks will enhance your sketches. Yes, you can do this and have fun while you are at it. Even if you are not an artist, this class can be for you. The non-threatening atmosphere with fun exercises guarantees results. Whether you want to enhance your travel journal or just draw for pleasure, this class will revitalize your creativity and make your inner artist jump for joy.

"Registration was very easy once I figured out the way the categories worked online. Material lists were sent quickly, and questions answered very quickly. Staff is very approachable -- I wasn't sure that would be the case (this is my first class and I intend to go for the Nature Art Certificate). Very pleased with the fine program!"

"The art institute staff is fabulous."



Steve Buchmann

creativity as a fine artist or technical scientific illustrator. There may also be time for making a few color Epson inkjet prints of some of our best scanned images captured during the class.

NO CAMERA, NO PROBLEM: FINE ART WITH A FLATBED SCANNER 📅

Instructor: Steve Buchmann

Prerequisite: Some experience with Adobe Photoshop or Elements is useful

Fee: \$105 museum members/\$155 nonmembers

Dates: Sat & Sun | 10 – 4pm | Dec 3 & 4

Flatbed scanners are under-appreciated tools (almost like a wide field microscope) for natural history specimens, exploration and creating fine art. We will use a professional Epson 10000XL graphics art scanner for imaging found objects; fresh and dried flowers, seeds, leaves, insects, bones, feathers, fossils and more. We will also have access to the Art Institute's collection of natural history specimens used in the drawing classes. The instructor will explain using the scanner and show examples of my own scenography. Mostly, we will use an overhead PVC frame (for suspending flowers above the scanner glass), and a unique water tank for scanning flowers and other objects under water. Please

join us, and have fun using a scanner in ways that will enhance your vision and

CREATIVE TRAVEL PHOTOGRAPHY 📷

Instructor: Robert Renfrow

Fee: \$55 museum members/\$105 nonmembers

Prerequisite: None

Dates: Monday | 10 – 4pm | Dec 5

Gear up for that spring vacation season with this helpful class. Learn simple techniques that will make your travel photographs a delight to share with your friends when you get home. Organize around a theme such as “city at night,” “small town character,” “everyday life,” “exotic images” or “classic locations” and build photo essays like an editor. Understand lighting, the rule of thirds, the decisive moment and what makes an effective and interesting photo. We will discuss equipment and the pros and cons of different cameras - if you are thinking of buying a new camera, take this class first! We will go over options for storing files and sending images over the internet or uploading to the Cloud. Come back from your next trip with a creative “body of work” instead of a pile of snap shots!

MASTER WORKSHOP WITH ROBERT BATEMAN ★


Instructor: Robert Bateman

Fee: \$200 museum members/\$250 nonmembers

Prerequisite: None

Dates: Wed, Thurs & Fri | 9 – 3pm | Dec 7, 8 & 9

Slow down, pay attention, and get acquainted with nature as Robert Bateman shares his philosophies, passions and practices. Learn how to foster creative ideas, in accordance with his belief that a good idea is the basis for a strong work of art. Visual presentations and discussions, starting with an idiosyncratic review of art history, will lead to Bateman's artistic journey and an analysis of some of his works. Though not an art studio class, tips and techniques will be in abundance. A demonstration painting will anchor discussions and reveal subtleties of technique. If time allows, Bateman may gently and publicly critique a few participants works for the enlightenment of the group. Note-taking materials will be provided in this lecture and demonstration style seminar.



Murray Phillips

SEEING SLOWLY: THE ART OF PAINTING ON LOCATION

★ 📅 – Certificate Elective

Instructor: Murray Phillips

Prerequisite: None

Fee: \$175 museum members/\$225 nonmembers

Dates: Fri, Sat & Sun | 9 – 3pm | Dec 9, 10 & 11

Join wildlife artist and wilderness-lover Murray Phillips on this exciting three day exploration of painting on location. Murray spends several months each year painting on location, often in very isolated areas, taking days or weeks to finish large works. In this workshop you will learn the art of seeing slowly, equipment and materials to bring, how to begin, and choosing the subject. The teaching will involve lectures, demonstrations, critiques, student participation and practice on location. This course is open to students with a wide variety of skill levels, students may choose to use oils or acrylics.

“Thank you for providing such an outstanding learning environment and opportunities. The art institute is a jewel in Tucson’s crown, and an wonderful way to interpret the Sonoran Desert.”

"A wonderful place to come and learn."



WILDLIFE WEEKEND WITH THE SEEREY-LESTERS

★ - Certificate Elective

Instructors: John & Suzie Seerey-Lester

Prerequisite: None

Fee: \$200 museum members/\$250 nonmembers

Dates: Sat, Sun & Mon | 9 - 3pm | Dec 10, 11 & 12

Spend three days celebrating nature and the art of painting with visiting master artists and world-renowned conservationists. Using the museum grounds as a resource and inspiration, you will sketch, photography, paint and learn with this energetic teaching duo who will give you the weekend of a lifetime. John and Suzie are both known for their master works as well as their love and gift of teaching and demonstrations. Contact the Art Institute Office for more details.

INTERCHANGEABLE LENS CAMERA QUICKSTART

Instructor: Robert Renfrow

Fee: \$55 museum members/\$105 nonmembers

Prerequisite: None

Dates: Monday | 10 - 4pm | Dec 12

If you have a camera that you can take the lens off of, then you have an interchangeable lens camera! These types of cameras have unique settings not found on most "point and shoot" type cameras but they can be confusing to understand. This one day class will explain which primary settings and controls are the most important to know about and how to use them. What is "depth of field" and how is it controlled? How do f-stops, shutter speeds and ISO all work together? The importance of resolution and sensor size, lenses and lot's more will be discussed in beginner friendly terms. Get the most out of your interchangeable lens camera by taking full advantage of its many robust features- after all you paid for them!

Open Studio: Critique, Coffee & Community See Page 2 >> DECEMBER 16 8AM - 1PM

COMPOSING HARMONIOUS ARTWORK - YOU NEED THIS - Fulfills Composition Certificate Requirement


Instructor: Linda Feltner

Fee: \$150 museum members/\$200 nonmembers

Prerequisite: None

Dates: Fri, Sat & Sun | 9 - 3pm | Dec 16, 17 & 18

You've learned to depict a subject in your favorite media. Now, determine how to present that subject to its best advantage. Make your work stand out, strengthen your message, coax the eye to the focal point, design quickly, and control the meaning of your work. Through hands-on exercises with quick-thinking thumbnail sketches, value studies, and the study of Notan (harmony of light and dark), we will learn how to get the most out of an inspirational idea.



EXPLORING DESERT COLORS IN OIL PAINTING

★ - Certificate Elective

Instructor: Ada Koch

Prerequisite: None

Fee: \$175 museum members/\$225 nonmembers

Dates: Fri, Sat & Sun | 9 - 3pm | Dec 16, 17 & 18

This oil painting class is perfect for beginners or students with oil painting experience as we take your creative expression in painting to a new level by providing intensive training in color mixing and different paint application techniques, as well as interpreting correct values, color theory, and composition. In this welcoming, relaxed environment, you will improve your brushwork, paint application and confidence as you create 3-4 paintings of still lifes and landscapes that study not only the whites, blues, browns and grays of the desert,

but also the delicate colors of the local plants. If you are just starting out, or returning to oil painting, you will see colors and your entire palette as never before. Improve your visual observation skills, learn about colors and composition, and delight in the desert!

FALL SESSION II

**YOU DON'T HAVE TO BE A MASTER ARTIST TO TAKE A WORKSHOP
FROM ONE OF OUR VISITING MASTER ARTISTS!**

2016 FALL INSTRUCTORS


Visit www.desertmuseum.org/arts/instructors to Learn More




NED ALDRICH
www.edwardaldrich.com



LINDA FELTNER
www.lindafeltner.com



ROBERT BATEMAN
www.robertbateman.ca
www.batemancentre.org



JANIE GILDOW
www.janiegildow.com



STEVE BUCHMANN
www.stephenbuchmann.com



RACHEL IVANYI
www.rachelivanyi.com



GUY COMBES
www.guycombes.com



ADA KOCH
www.adakoch.com



ANDREW DENMAN
www.andrewdenman.com



SUSAN MORRIS
www.SusanMorrisGallery.com

2016 FALL INSTRUCTORS

Visit www.desertmuseum.org/arts/instructors to Learn More




CATHERINE NASH

www.catherinenash.com



SUZIE SEEREY-LESTER

www.seerey-lester.com




MURRAY PHILLIPS

www.murrayphillipsart.com



CATHY SHEETER

www.cathysheetter.com



JAY PIERSTORFF

www.JayPierstorff.com



ROBERT RENFROW

www.robertrenfrow.com

www.renfrowart.com



JOHN SEEREY-LESTER

www.seerey-lester.com



RICK WHEELER

www.rickarts.com

FOR FULL BIOS AND MORE INFORMATION ABOUT OUR INSTRUCTORS,
PLEASE VISIT >> www.desertmuseum.org/arts/instructors


NATURE ART CERTIFICATE PROGRAM



Rachel Ivanyi's Watercolor 1 class



In the classroom with Ada Koch



Pen and Ink 2



Bookmaking

Discover your talent as an artist or work in the studio for fun, while you enjoy the surroundings at the Arizona-Sonora Desert Museum. The Art Institute program offers individual classes as well as a certificate of completion program in nature art. The unique backdrop of the Museum becomes your class-room while you have the option of drawing birds, mammals, insects and desert botanicals. You can also participate in a wide variety of classes and workshops including oil painting, nature journaling, mixed media and photography.

Experienced, professional artists provide individual instruction in the classroom setting located in the museum's Baldwin Education Building. Whether you sample a few classes or complete the certificate program, you will increase your appreciation and knowledge of the desert!

REQUIRED COURSES

The following courses are required if you wish to receive a Certificate of Completion in Nature Art and the recommended sequence of courses may vary per individual. If you enroll with previous experience you may schedule a portfolio appointment with the Director for the possibility of waiving core classes. Core classes waived due to proven ability may be replaced with electives. Most courses consist of exercises, critiques, demonstrations and homework assignments. A list of supplies for each course is available in the Art Institute office and will be sent with your class confirmation.

Pencil I
Pencil II
Color mixing
Composition
Light on Form
or Perspective
Watercolor I
Watercolor II
Colored Pencil I
Colored Pencil II
Pen & Ink I
Pen & Ink II
Scratchboard
Portfolio Preparation
***certificate electives**



Wildflowers with Catherine Nash

ELECTIVE COURSES

Elective courses are designed to increase the participant's knowledge, ability and experience in nature art and beyond. In addition to the required courses, you must complete at least 100 hours of elective classes. Workshops and classes that count toward the Nature Art Certificate are noted as certificate elective courses in the catalog. Photography courses are not a part of the Nature Art Certificate Program at this time and are considered Non-Certificate electives.

PORTFOLIO REVIEW

Upon completion of all coursework, you will be ready for the portfolio review. Call the Art Institute Director for more information (520) 883-3082 or go online to www.desertmuseum.org/arts.

The Nature Art Program must be completed in its entirety in order to receive a Certificate. Eighty percent of a class must be attended in order to receive credit for that class. The pace of the program depends on the individual. Certificates are awarded each spring in conjunction with an annual student art exhibition.

ART INSTITUTE POLICIES & PROCEDURES

Arizona-Sonora Desert Museum Art Institute reserves the right to change its calendar, withdraw or modify a course or substitute instructors at any time. It also reserves the right to require the withdrawal of any student whose conduct is deemed detrimental to the Art Institute.

The Arizona-Sonora Desert Museum Art Institute cannot be responsible for providing make-ups or issuing refunds for sessions missed as a result of student illness, emergencies or other events beyond our control.

PAYMENT METHODS

Cash, check, money order, Visa, MasterCard, American Express and Discover. There will be a \$20 bank charge for any returned check.

TRAVEL AND LODGING

Out-of-town students will receive lodging and travel tips with their class confirmation. Please check with our office before scheduling non-refundable air line tickets.

MATERIALS

Students are responsible for providing their own art materials for most classes. A materials list will be emailed prior to the beginning of each class.

REFUND POLICY

Refunds less \$5 processing fee will be issued up to 10 business days before a class begins. No refunds shall be issued after this date.

Visiting Artists Workshops may have additional cancellation and refund requirements printed with the course descriptions.

FOUR EASY WAYS TO REGISTER

1 Online:
www.desertmuseum.org/arts

2 Phone:
(520) 883-3024

3 Mail registration form to:
Art Institute Arizona-Sonora
Desert Museum
2021 N. Kinney Road
Tucson, AZ 85743

4 In person:
Art Institute office M-F 9am-4pm

DON'T FORGET TO LIKE US ON
FACEBOOK AND INSTAGRAM
FOR MORE UPDATES



/desertmuseumartinstituteironwoodgallery



#desertmuseumart

REGISTRATION

Online desertmuseum.org/arts | **Phone** 520-883-3024 | **Mail** this registration form to:
Art Institute, Arizona-Sonora Desert Museum, 2021 N. Kinney Road, Tucson, AZ 85743

STUDENT INFORMATION

LAST NAME	FIRST NAME	
DAYTIME PHONE	EVENING PHONE	
STREET ADDRESS		
CITY	STATE	ZIP CODE
EMAIL		

ARE YOU A FIRST TIME STUDENT? YES ☐ NO ☐

HOW DID YOU HEAR ABOUT US? _____

COURSE INFORMATION

COURSE TITLE	START DATE	TUITION
		\$
COURSE TITLE	START DATE	TUITION
		\$
COURSE TITLE	START DATE	TUITION
		\$

Full payment is due to complete registration. TUITION TOTAL \$ _____

DESERT MUSEUM MEMBERSHIP (optional)

Membership *MUST* be current and in your name in order to receive member tuition.

☐ I am already a member and am entitled to the discount!

Membership # _____

Member Renewal Date _____

☐ I would like to join now! \$ _____

___ Individual.....\$55	___ Turquoise.....\$175
___ Dual.....\$80	___ Copper.....\$300
___ Family.....\$105	___ Silver.....\$600
___ Student.....\$35	___ Gold.....\$1200

(active student ID & regular ID must be presented at every visit)

CREDIT CARD INFORMATION

CREDIT CARD NUMBER _____

EXP. DATE (MM/YY) _____ 3-DIGIT SECURITY CODE _____

BILLING NAME _____

IS YOUR BILLING ADDRESS THE SAME AS YOUR MAILING ADDRESS? YES ☐ NO ☐

IF NO WHAT IS YOUR BILLING ADDRESS ? _____

OR MAKE CHECK PAYABLE TO: ASDM-Art Institute

DOLLARS FOR CONSERVATION \$ _____

Would you like to make an optional donation to our conservation efforts at the museum?

TOTAL \$ _____

ARIZONA-SONORA
**DESERT
MUSEUM**

ART INSTITUTE
2021 N. Kinney Road
Tucson, AZ 85743

Non-profit
Organization
US Postage
PAID
Arizona-Sonora
Desert Museum

**NEW
MASTER'S
WORKSHOPS!**

CONSERVATION THROUGH ART EDUCATION

Whether you visit the Ironwood Art Gallery or take a class or photography workshop through the Art Institute program, the Desert Museum is the place to increase your awareness of and passion for the Sonoran Desert.

The 98-acre Desert Museum campus is a fusion experience: zoo, aquarium, botanical garden, natural history museum, and art institute, all in one incredible environment.

**MUSEUM OPEN DAILY, YEAR ROUND.
IRONWOOD ART GALLERY OPEN DAILY 10AM-4PM**



©Robert Renfrow, International Society of Scratchboard Artists 5th Annual Juried Exhibition

EVERYTHING YOU REMEMBER...AND SO MUCH MORE.