

ARIZONA-SONORA DESERT MUSEUM
ART INSTITUTE

2015 FALL CLASS
SCHEDULE



Andrew Benman © 2015

CONTACT INFORMATION:

Art Institute classrooms are located in the Baldwin Education Building

2021 N. Kinney Road
Tucson, AZ 85743

WEBSITE:

desertmuseum.org/arts

EMAIL:

arts@desertmuseum.org

PHONE:

520-883-3024

FAX:

520-883-3043

Desert Museum Membership

Information: 520-883-3055

Priscilla Baldwin, Art Institute Founder
Craig Ivanyi, Executive Director

2014-2015 BOARD OF TRUSTEES

- Erik Bakken, *Vice Chair*
- Judith L. Bronstein, Ph.D.
- John D. Doerr, D.D.S.
- Patricia A. Engels, *Treasurer*
- Paul L. Baker
- Kevin E. Bonine
- Cathy G. Davis
- William H. Lomicka, *Chair*
- J. Felipe Garcia
- Guy Gunther
- James Hensley
- John N. Iurino
- Russell L. Jones
- Robert C. Koch
- José Lever
- Shannan Marty
- Robin B. Randall
- James Ronstadt
- Alyce Sadongei
- Joan Scott
- David Smallhouse
- William Wallace, D.V.M.
- Chandler D. Warden
- Vance Tanner, *Docent Representative*



The mission of the Arizona-Sonora Desert Museum is to inspire people to live in harmony with the natural world by fostering love, appreciation and understanding of the Sonoran Desert.

The Art Institute at the Arizona-Sonora Desert Museum promotes conservation of the Sonoran Desert region through art classes, art exhibits and stewardship of the Museum art collection for the area residents and visitors from around the globe.

Welcome to the Art Institute at the Arizona-Sonora Desert Museum. We offer you quality education in an unparalleled setting. You are certain to enjoy the classes detailed within these pages and the opportunity to develop or hone your artistic skills while you enhance your connection to the desert and its inhabitants.

ART INSTITUTE STAFF

Holly Swangstu
520-883-3082
hswangstu@desertmuseum.org

Moira Dooley
520-883-1380 ext. 136
mdooley@desertmuseum.org

Deanna Roach
520-883-3024
droach@desertmuseum.org

WHAT'S NEW



Moira, Deanna & Holly

Welcome to the 2015 Fall Class Schedule! 20 new classes, 4 visiting artists and many popular certificate classes are here for you. I'm excited to hear about your experiences over the next season as you develop your personal creativity through natural history learning. Contact me any time to share your feedback about our ever-growing program.

Over the past year your Art Institute staff worked on a landmark project to bring our museum's mission to the people of Mexico City for the first time in history. Selections from our permanent collection went on temporary display in the Science Communications Museum at the National Autonomous University of Mexico. To view photos and learn more about our *Vanishing Circles* traveling exhibitions visit www.desertmuseum.org/arts.

Since October, 2014 we have welcomed over 200 new participants into our program. Moira, Deanna and I can't wait to see you again and thank you in advance for embracing even more new friends here at our beautiful Arizona-Sonora Desert Museum.

Sincerely,
Holly Swangstu
ASDM Art Institute Director

TABLE OF CONTENTS

- Fall Schedule 2-4
- Class Descriptions 5-14
- Fall Visiting Artists 15
- Nature Art Certificate Program 16
- Art Institute Registration & Policies 17

FRONT COVER ARTWORK
Primary, Andrew Denman, Acrylic

2015 FALL EXHIBITIONS

IRONWOOD ART GALLERY >> OPEN DAILY 10AM - 4PM

Visit our website for information and full calendar >> www.desertmuseum.org/arts



Rachel Ivanyi, "Net Loss", Watercolor

VANISHING CIRCLES

An Arizona-Sonora Desert Museum Traveling Exhibit
July 11 - September 13

Opening Reception: Saturday, July 11, 2-4PM

A selection of timeless works depicting disappearing wildlife of the Sonoran Desert. Featuring the newest acquisitions of the Desert Museum's permanent collection.



Artist on Location, Jake Bryant, Photograph

MEASURING THE FATE OF THE AMAZON RAINFORESTS

Solo Photographic Exhibition by Jake Bryant, UK
In Partnership with the University of Arizona
September 19 - October 25

Opening Reception: Saturday, September 19, 2-4PM

A multimedia exhibit of photographic art. Documenting conservation work in the field. Inspiring scientists of the future.



Andrew Denman, "The City Boy Blues", acrylic

ANDREW DENMAN: THE MODERN WILD

A David J. Wagner Traveling Exhibition
October 31, 2015 - January 3, 2016

Opening Reception with the Artist: Saturday October 31, 2-4PM

Thirty-five original paintings as well as preparatory studies, drawings, and photographs, will showcase Denman's artistic evolution and art-making process.

FALL 2015 SCHEDULE

Listed in chronological order by start date

 CERTIFICATE

 VISITING ARTIST

 PHOTOGRAPHY

























 WEEKEND

 NEW

FALL SESSION I >> October 5 - November 8










COLORED PENCIL I 	Instructor: Janie Gildow	Dates: Mondays 9 - noon Oct. 5, 12, 19, 26, Nov. 2	Page 5
PEN & INK I 	Instructor: Rick Wheeler	Dates: Mondays 1 - 4pm Oct. 5, 12, 19, 26, Nov. 2	Page 5
PLANTS, POLLINATORS & TONED PAPER TECHNIQUES  	Instructor: Rachel Ivanyi	Dates: Tuesdays 9 - noon Oct. 6, 13, 20, 27, Nov. 3	Page 5
COLOR MIXING 	Instructor: Susan Morris	Dates: Tuesdays 9 - noon Oct. 6, 13, 20, 27, Nov. 3	Page 5
BACKING IT UP: BACKGROUND BASICS  	Instructor: Susan Morris	Dates: Tuesdays 1 - 4pm Oct. 6, 13, 20, 27, Nov. 3	Page 5
ANIMAL SKETCHING  - <i>Certificate Elective</i>	Instructor: Catherine Nash	Dates: Wednesdays 9 - noon Oct. 7, 14, 21, 28, Nov. 4	Page 6
COMPOSITION PURE & SIMPLE 	Instructor: Janie Gildow	Dates: Wednesdays 9 - noon Oct. 7, 14, 21, 28, Nov. 4	Page 6
BONES OF THE DESERT IN COLORED PENCIL  	Instructor: Janie Gildow	Dates: Wednesdays 1 - 4pm Oct. 7, 14, 21, 28, Nov. 4	Page 6
PEN & INK II 	Instructor: Susan Morris	Dates: Thursdays 9 - noon Oct. 8, 15, 22, 29, Nov. 5	Page 6
WATERCOLOR I 	Instructor: Rachel Ivanyi	Dates: Thursdays 1 - 4pm Oct. 8, 15, 22, 29, Nov. 5	Page 6
DRAWING OUTSIDE WITH SUCCESS  	Instructor: Rick Wheeler	Dates: Thursdays 1 - 4pm Oct. 8, 15, 22, 29, Nov. 5	Page 6
PRESERVING THE DESERT IN STONE WITH COLORED PENCIL  	Instructor: Janie Gildow	Dates: Friday & Saturday 9 - 3pm Oct. 9 & 10	Page 7
COMMANDING CAMERA COMPOSITION  	Instructor: Robert Renfrow	Dates: Saturday 10 - 4pm Oct. 10	Page 7
DIGITAL "POINT & SHOOT" CAMERA PRIMER 	Instructor: Robert Renfrow	Dates: Tuesday 10 - 4pm Oct. 13	Page 7
WATERCOLOR PENCIL TECHNIQUES  	Instructor: Janie Gildow	Dates: Saturday 9 - 3pm Oct. 16	Page 7
SONORAN DESERT BIRDS II 	Instructor: Linda Feltner	Dates: Friday, Saturday & Sunday 9 - 3pm Oct. 16, 17 & 18	Page 7

SESSION I

INTERCHANGEABLE LENS CAMERA QUICKSTART  	Instructor: Robert Renfrow	Dates: Saturday 10 - 4pm Oct. 17	Page 7
INTRODUCTION TO ADOBE LIGHTROOM  	Instructor: Jay Pierstorff	Dates: Sunday 10 - 4pm Oct. 18	Page 8
BEHIND THE SCENES PHOTOWALK  	Instructor: Jay Pierstorff	Dates: Friday 10 - 4pm, Saturday 7:30 - 11:30am Oct. 23 & 24	Page 8
LINES INTO SHAPES: THE ART OF SCRATCHBOARD   	Instructor: Cathy Sheeter	Dates: Friday, Saturday & Sunday 10 - 4pm Oct. 23, 24 & 25	Page 8
YOUR MODERN WILD: PAINTING WILDLIFE IN ACRYLIC    	Instructor: Andrew Denman	Dates: Friday, Saturday & Sunday 9 - 3pm Oct. 30, 31, Nov. 1	Page 8
KIWANDA: OIL PAINTING WITH KENYAN WILDLIFE ARTIST GUY COMBES    	Instructor: Guy Combes	Dates: Friday, Saturday & Sunday 9 - 3pm Oct. 30, 31, Nov. 1	Page 8
ANSWERING A CALL TO ARTISTS 	Instructor: Susan Morris	Dates: Friday 9 - 3pm Nov. 6	Page 9
SETTING THE STAGE: EASY MODEL BUILDING FOR ART REFERENCE  	Instructor: Rachel Ivanyi	Dates: Saturday & Sunday 10 - 4pm Nov. 7 & 8	Page 9
INTRO TO NATURE PHOTOGRAPHY THE BASICS  	Instructor: Robert Renfrow	Dates: Saturdays 10 - 4pm Nov. 7, 14 & 21	Page 9
WEBSITES FOR ARTISTS AND PHOTOGRAPHERS  	Instructor: Jay Pierstorff	Dates: Sunday 10-4pm Nov. 8	Page 9

SESSION I

FALL SESSION II >> November 9 - December 18

SCRATCHBOARD BASICS 	Instructor: Rick Wheeler	Dates: Mondays 9 - noon Nov. 9, 16, 30, Dec. 7, 14 <i>No class Nov. 23</i>	Page 9
ART TECHNIQUES EXPLORATION  	Instructor: Janie Gildow	Dates: Mondays 1 - 4pm Nov. 9, 16, 30, Dec. 7, 14 <i>No class Nov. 23</i>	Page 9
DRAWING BASICS FOR THE ULTIMATE BEGINNER	Instructor: Janie Gildow	Dates: Tuesdays 9 - noon Nov. 10, 17, Dec. 1, 8, 15 <i>No class Nov. 24</i>	Page 10
WATERCOLOR II: COMBINING DETAILS WITH DRAMATIC WASHES  	Instructor: Rachel Ivanyi	Dates: Tuesdays 9 - noon Nov. 10, 17, Dec. 1, 8, 15 <i>No class Nov. 24</i>	Page 10
ACRYLIC LANDSCAPE PAINTING FOR BEGINNERS 	Instructor: Rick Wheeler	Dates: Tuesdays 1 - 4pm Nov. 10, 17, Dec. 1, 8, 15 <i>No class Nov. 24</i>	Page 10
TEXTURES IN COLORED PENCIL: FUR AND FEATHERS 	Instructor: Janie Gildow	Dates: Tuesdays 1 - 4pm Nov. 10, 17, Dec. 1, 8, 15 <i>No class Nov. 24</i>	Page 10
PHOTOSHOP ELEMENTS 13 	Instructor: Robert Renfrow	Dates: Wednesdays 9 - noon Nov. 11, 18, Dec. 2, 9, 16 <i>No class Nov. 25</i>	Page 10
TRAINING YOUR EYE: A NEW PERSPECTIVE 	Instructor: Catherine Nash	Dates: Wednesdays 9 - noon Nov. 11, 18, Dec. 2, 9, 16 <i>No class Nov. 25</i>	Page 10

SESSION II

NEXT STEP DRAWING: EMPHASIS ON CHARCOAL MEDIUMS 🏠 ⚡ - <i>Fulfills Pencil 2 Certificate Requirement</i>	Instructor: Catherine Nash	Dates: Wednesdays 1 - 4pm Nov. 11, 18, Dec. 2, 9, 16 No class Nov. 25	Page 11
LIGHT & SHADOW WITH PENCIL 🏠 - <i>Fulfills Light on Form Certificate Requirement</i>	Instructor: Susan Morris	Dates: Thursdays 9 - noon Nov. 12, 19, Dec. 3, 10, 17 No class Nov. 26	Page 11
ANIMAL LIFE DRAWING 🏠	Instructor: Holly Swangstu	Dates: Thursdays 9 - noon Nov. 12, 19, Dec. 3, 10, 17 No class Nov. 26	Page 11
CREATING AN ILLUSTRATION: PLAY BY PLAY 🏠 ⚡	Instructor: Rachel Ivanyi	Dates: Thursdays 1 - 4pm Nov. 12, 19, Dec. 3, 10, 17 No class Nov. 26	Page 11
WATERCOLOR FOR THE TIMID & TERRIFIED	Instructor: Susan Morris	Dates: Thursdays 1 - 4pm Nov. 12, 19, Dec. 3, 10, 17 No class Nov. 26	Page 11
EASY PRINTMAKING FOR HOLIDAY CARDS AND GIFTS 📅 ⚡	Instructor: Janie Gildow	Dates: Friday & Saturday 9am - 3pm Nov. 13 & 14	Page 11
BEHIND THE SCENES PHOTOWALK 📷 📅	Instructor: Jay Pierstorff	Dates: Friday 10 - 4pm, Saturday 7:30 - 11:30am Nov. 13 & 14	Page 12
PHOTOSHOP FOR ARTISTS 📷 📅 ⚡	Instructor: Rick Wheeler	Dates: Sunday 10 - 4pm Nov. 15	Page 12
RECORDING YOUR JOURNEY: AN INTRO TO NATURE JOURNALING ⚡	Instructor: Susan Morris	Dates: Friday 9 - 3pm Nov. 20	Page 12
QUICK DRAW: PEN, PENCIL & INK 📅	Instructor: Rick Wheeler	Dates: Saturday & Sunday 10 - 4pm Nov. 21 & 22	Page 12
MATTING & FRAMING YOUR ART WITHOUT DEPLETING YOUR WALLET 🏠	Instructor: Janie Gildow	Dates: Friday 9am - 3pm Dec. 4	Page 12
THE SEQUEL: BEHIND THE SCENES PHOTOWALK 2.0 📷 📅	Instructor: Jay Pierstorff	Dates: Friday 10 - 4pm, Saturday 7:30 - 11:30am Dec. 4 & 5	Page 13
EXPRESSIVE ENCOUNTERS IN THE DESERT: JOURNAL & SKETCHBOOK DEVELOPMENT 📅	Instructor: Catherine Nash	Dates: Friday, Saturday & Sunday 9 - 3pm Dec. 4, 5 & 6	Page 13
DESERT PATTERNS IN SILK 📅	Instructor: Holly Swangstu	Dates: Saturday & Sunday 9 - 3pm Dec. 5 & 6	Page 13
FABULOUS FIBONACCI: NUMBERS, PROPORTIONS, PATTERNS & ORDER 🏠 ⚡	Instructor: Susan Morris	Dates: Friday 9 - 3pm Dec. 11	Page 13
BEHIND THE SCENES PHOTOWALK 📷 📅	Instructor: Jay Pierstorff	Dates: Saturday 10 - 4pm, Sunday 7:30 - 11:30am Dec. 12 & 13	Page 14
INTRO TO COLOR MIXING THROUGH COLOR MATCHING 🏠 ⚡	Instructor: Rachel Ivanyi	Dates: Saturday 10 - 4pm Dec. 12	Page 14
1 - 2 - 3 COLOR PALETTE 🏠 📅 ⚡	Instructor: Rachel Ivanyi	Dates: Sunday 10 - 4pm Dec. 13	Page 14
UNLOCKING THE MASTERS' SECRETS IN OIL 🏠 📅 ⭐ ⚡	Instructor: Ada Koch	Dates: Friday, Saturday & Sunday 9 - 3pm Dec. 11, 12 & 13	Page 14

CLASS DESCRIPTIONS

Listed in chronological order by start date

🏠
CERTIFICATE

⭐
VISITING ARTIST

📷
PHOTOGRAPHY

📅
WEEKEND

⚡
NEW

FALL SESSION I >> October 5 - November 8

COLORED PENCIL I 🏠

Instructor: Janie Gildow

Prerequisite: None

Fee: \$150 museum members/\$200 nonmembers

Dates: Mondays | 9 - noon | Oct. 5, 12, 19, 26, Nov. 2

Get started the right way! Learn how to use colored pencils from the ground up while you gain an in-depth knowledge of the basics. Get acquainted with your pencils, practice different methods of application, explore color, and experience the unique effects that only the colored pencil can create. Easy exercises, copious handouts, examples and demos, along with unique presentations provide you with first-hand knowledge as you explore the world of the colored pencil.

PEN & INK I 🏠

Instructor: Rick Wheeler

Prerequisite: None

Fee: \$150 museum members/\$200 nonmembers

Dates: Mondays | 1 - 4pm | Oct. 5, 12, 19, 26, Nov. 2

Learn the basics of pen & ink drawing using an assortment of pen sizes, types of paper, and techniques. Drawing primarily from life, including from a variety of Museum specimens, the class covers how to create a range of values using the techniques of stippling and cross hatching while building up your general pen and ink confidence.

PLANTS, POLLINATORS & TONED PAPER TECHNIQUES 🏠 ⚡

Instructor: Rachel Ivanyi

Prerequisite: Pencil I or equivalent drawing experience

Fee: \$150 museum members/200 nonmembers

Dates: Tuesdays | 9 - noon | Oct. 6, 13, 20, 27, Nov. 3

Create dramatic drawings using graphite, ink and colored pencil on various toned and handmade papers. Focusing on plants and their pollinators, you will learn a bit about their natural history each week while expanding your knowledge on mixing these media. Learn techniques including ways to make your artwork reminiscent of historical art, have your image jump off the surface, or have it feel like it's a part of the paper. Discover if you prefer a drawing style that is bold and bright, subtle and delicate, or a bit of both.

COLOR MIXING 🏠

Instructor: Susan Morris

Prerequisite: None

Fee: \$150 museum members/\$200 nonmembers

Dates: Tuesdays | 9 - noon | Oct. 6, 13, 20, 27, Nov. 3

This hands-on experience could be one of the most helpful classes you will ever take. Take command of color and gain valuable experience and create the broadest possible spectrum of colors from a limited few. Explore the full potential of color: basic color theory, the properties and attributes of paints and get answers to many of your questions. Lots of exercises, discussion and demonstrations will show you how to create the depth, mood and color you really want. Familiarize yourself with the code to buying quality paints, and create a color reference, which can be used throughout your artistic career. Watercolors will be used in class; however, the principles apply to acrylics, gouache, inks, oils, casein and egg tempera.



Susan Morris

BACKING IT UP: BACKGROUND BASICS 🏠 ⚡

Instructor: Susan Morris

Prerequisite: Previous experience with your chosen medium

Fee: \$150 museum members/\$200 nonmembers

Dates: Tuesdays | 1 - 4pm | Oct. 6, 13, 20, 27, Nov. 3

Are your subjects coming along OK, but the backgrounds are the challenge? Do they distract from the main subject rather than support it? This class will concentrate on some specific techniques you can do to help you make better backgrounds. Hard & soft edges, lost lines, pouring, washes, lifting and more will be taught along with color theory and atmospheric perspective to help your backgrounds do just that.... fade into the background. Wet and dry media welcome. Instructor will adapt the above principles to your chosen medium.



Live animals in the classroom

ANIMAL SKETCHING 🏠**Instructor:** Catherine Nash**Prerequisite:** None**Fee:** \$160 museum members/\$210 nonmembers**Dates:** Wednesdays | 9 – noon | Oct. 7, 14, 21, 28, Nov. 4

Practice drawing desert animals and birds from life! No, they won't sit still, but the introductory study of animal skeletal and muscular structures will start the exciting journey of drawing from life. Become familiar with the basic shapes and structures that will lead to a greater understanding of animal form. Create a more informed drawing and enhance the drawing process along the way. Participants will learn to note behaviors and observe gestures and attitudes of movement, while learning to interpret the subject with a fluidity of mark-making.

COMPOSITION PURE & SIMPLE 🏠**Instructor:** Janie Gildow**Prerequisite:** None**Fee:** \$150 museum members/\$200 nonmembers**Dates:** Wednesdays | 9 – noon | Oct. 7, 14, 21, 28, Nov. 4

Composition. Confusing? Complicated? Not at all! Get ready for simplification: The 3 Laws, the Golden Rule of Composition, and the methods are all organized into an easy-to-understand format with exercises that make it all clear—and logical. All the technique in the world won't make up for bad composition, so learn it the right way—right from the beginning. At the end of the 5 weeks, you'll be able to create effective compositions, judge your own—and anyone else's—and be ready to receive your "diploma" for completing this essential class. Colored pencils are recommended, but feel free to bring your own non-messy color medium (marker, water-soluble pencils, etc.)

BONES OF THE DESERT IN COLORED PENCIL 🏠**Instructor:** Janie Gildow**Prerequisite:** Colored Pencil I or equivalent**Fee:** \$150 museum members/\$200 nonmembers**Dates:** Wednesdays | 1 – 4pm | Oct. 7, 14, 21, 28, Nov. 4

Take a good look at the "bones" of the desert: mammal skulls and skeletons, old saguaro "bones," leafless branches, dried plants, bare rocks, etc. Then, using your new perspective, capture the structure of things with the colored pencil. Work from actual references from the museum collection—or supplement and enhance your studies with photo references if you wish. Employ the elements of composition as you design and preserve this unique expression of the desert in color. You'll not only learn a great deal, you'll begin to see the desert in a whole new light.

PEN & INK II 🏠**Instructor:** Susan Morris**Prerequisite:** Pen & Ink I**Fee:** \$150 museum members/\$200 nonmembers**Dates:** Thursdays | 9 – noon | Oct. 8, 15, 22, 29, Nov. 5

This class continues working with this fascinating and timeless medium as you explore deeper into complicated details, patterns and contours with just black marks on white paper. Test the possibilities of ink washes and combining your pen work with watercolor. Work with traditional tools, or modern ink filled pens on the subject of your choice, whether traditional or something more modern. Enjoy instructor demos, one on one attention and participate in small group feedback. You will have solid blocks of time to create portfolio pieces that allow you to represent the magnificence of this medium in a lasting work of art.

WATERCOLOR I 🏠**Instructor:** Rachel Ivanyi**Prerequisite:** None**Fee:** \$150 museum members/\$200 nonmembers**Dates:** Thursdays | 1 – 4pm | Oct. 8, 15, 22, 29, Nov. 5

What is your favorite nature subject? Insects? Lizards? Agaves? Birds? All of the above? Learn fundamental watercolor techniques while focusing on the subjects that you are interested in. A variety of live plant and animal subjects as well as items from the Desert Museum's natural history collection will be available each week for your inspiration and reference. You will have the option to focus on whatever individual organisms or group you like. Instructor Rachel Ivanyi will provide plenty of personal attention plus handouts and demonstrations to help you progress with confidence. This class is a great way to gain exposure to traditional natural science illustration while also having the freedom and flexibility to pursue non-representational art with nature as your inspiration.

DRAWING OUTSIDE WITH SUCCESS 🏠**Instructor:** Rick Wheeler**Prerequisite:** None**Fee:** \$150 museum members/\$200 nonmembers**Dates:** Thursdays | 1 – 4pm | Oct. 8, 15, 22, 29, Nov. 5

Drawing from life requires the patience and practice of keen observation, the more you look, the more you see. Working outdoors, on location, you will focus on rendering nature and natural objects from starting out to a final drawing. The class will discuss – and the instructor will demonstrate – light & shadow, perspective, and how to render a 3-dimensional form on a 2-dimensional surface. This class will work primarily with pencil, but will touch briefly on pen & ink, ink washes, and charcoal as well.

PRESERVING THE DESERT IN STONE WITH COLORED PENCIL 🏠**Instructor:** Janie Gildow**Prerequisite:** None**Fee:** \$105 museum members/\$155 nonmembers**Dates:** Friday & Saturday | 9 – 3pm | Oct. 9 & 10

Try something new! Apply colored pencil to a very unique surface: stone. Using a very special process, the surface of any stone can be prepared to accept the wax-based colored pencil. With the desert of the Southwest as your inspiration, choose your subject and preserve it in full color on stone. Detail and color building are easy and fun. Be prepared: your completed images will be unique and outstanding. Light-colored 6"x6" stone tiles will be available for purchase on the first day of the workshop—or bring your own light-colored tile (6"x6" or 12"x12").

COMMANDING CAMERA COMPOSITION 📷**Instructor:** Robert Renfrow**Prerequisite:** None**Fee:** \$55 museum members/\$105 nonmembers**Dates:** Saturday | 10 – 4pm | Oct. 10

Do you just want to learn how to improve the basic composition of your photographs without getting too wrapped up in all the technical details of camera function? You will leave your cameras on automatic or program mode for this workshop and really concentrate on how to "line up" a good shot. Learn to use framing, scale, asymmetrical balance, patterns, point of view, reflections, the "rule of thirds" and other simple techniques to quickly and dramatically improve your photographs. You will be able to practice what you have learned in the classroom on the grounds of the Desert Museum with hands on guidance from your instructor. A great class for both beginners and the more experienced photographers who want to make their photos look more polished.

DIGITAL "POINT & SHOOT" CAMERA PRIMER 📷**Instructor:** Robert Renfrow**Prerequisite:** None**Fee:** \$55 museum members/\$105 nonmembers**Dates:** Tuesday | 10 – 4pm | Oct. 13

Do you have a point and shoot camera that you would like to understand better? Bring your point and shoot camera along with your user manual and find out how to get more out of these small but capable cameras. Learn to lock focus for asymmetrical balance, overcome backlighting with exposure lock, use exposure compensation, set white balance, and creative techniques using the programed shooting modes. Learn about camera RAW vs JPEG and selecting the proper resolution for sending photos over the internet or for printing with an inkjet printer. This short workshop will introduce you to the possibilities of your point and shoot camera.

WATERCOLOR PENCIL TECHNIQUES 🏠**Instructor:** Janie Gildow**Prerequisite:** None**Fee:** \$65 museum members/\$115 nonmembers**Dates:** Saturday | 9 – 3pm | Oct. 16

Splash it with water! Take easy steps with a controllable medium. Tricks, tips, fun and unique techniques are all covered in this workshop. You will learn to put color where you want it and add water to create interesting effects. Experiment with water-soluble pencils, sticks and crayons. Metallic, graphite and permanent colors will be demonstrated. You may even be inspired to combine these techniques with colored pencils, markers, inks or other mediums to enhance your work. Some supplies are included in the fee.



Linda Feltner

SONORAN DESERT BIRDS II 🏠**Instructor:** Linda Feltner**Prerequisite:** Sonoran Desert Birds I or equivalent experience**Fee:** \$160 museum members/\$210 nonmembers**Dates:** Friday, Saturday & Sunday | 9 – 3pm | Oct. 16, 17 & 18

Take your bird drawing skills up a notch! This workshop will move beyond bird drawing basics and concentrate on techniques and skills that will achieve greater accuracy. Developing critical observation you will improve your sketching skills. Observing live birds will enhance the study of form, balance, and movement. Further techniques for drawing and painting feathers as well as eyes, beaks and feet, will provide greater confidence and accuracy. Your study will include slides, specimens, as well as the engaging live avian ambassadors from the Desert Museum.

INTERCHANGEABLE LENS CAMERA QUICKSTART 📷**Instructor:** Robert Renfrow**Prerequisite:** None**Fee:** \$55 museum members/\$105 nonmembers**Dates:** Saturday | 10 – 4pm | Oct. 17

If the lens of your camera can be taken off, then you have an interchangeable lens camera! These types of cameras have unique settings not found on most "point and shoot" type cameras but they can be confusing to understand. This one day workshop will explain which primary settings and controls are the most important to know about and how to use them. What is "depth of field" and how is it controlled? How do f/ stops, shutter speeds and ISO all work together? The importance of resolution and sensor size, lenses and much more will be discussed in beginner friendly language. Get the most out of the interchangeable lens camera that you have invested in by taking full advantage of its many robust features.

INTRODUCTION TO ADOBE LIGHTROOM 📸 📅**Instructor:** Jay Pierstorff**Fee:** \$55 museum members/\$105 nonmembers**Prerequisite:** Working knowledge of your computer**Dates:** Sunday | 10 – 4pm | Oct. 18

This workshop is perfect for digital photographers, hobbyists and amateurs who want to do more with their images. You will learn step-by-step key techniques with Introduction to Adobe Lightroom 4, 5 or 6. Bring your laptop and follow along as instructor Jay Pierstorff shows you how to use Lightroom’s tools to organize and enhance your images, making them more colorful, powerful and professional. Learn how to share your images on photo sharing and social media sites, perform image processing tasks, noise reduction, sharpening, blemish removal, white balance and more!

BEHIND THE SCENES PHOTOWALK 📸 📅**Instructor:** Jay Pierstorff**Fee:** \$145 museum members/\$195 nonmembers**Prerequisite:** None**Dates:** Friday 10 – 4pm, Saturday 7:30 – 11:30am | Oct. 23 & 24

A professional photographer and staff animal keeper join forces to create two days of exciting picture taking opportunities. This workshop is for photography enthusiasts of all skill levels no matter what kind of camera you have. Lots of opportunities to learn, take pictures, ask questions and experience the Desert Museum from the inside out.

Day 1: Instructor Jay Pierstorff will show you techniques for photographing hummingbirds, raptors, and other animals in zoos and museums as well as in the wild. Then take your camera out on the Desert Museum grounds to practice what you have learned.

Day 2: Shawnee Riplog-Peterson, ASDM Curator of Mammalogy and Ornithology joins the workshop. Get your cameras ready for a morning of non-stop action with animals that are alert and active. You’ll also visit many “behind the scenes” areas of the Desert Museum that are not open to the general public.

Bring your camera, extra memory cards, charged batteries, desert walking shoes, wide brimmed hat, sunscreen and water. You may walk up to a mile or more each day. Join us for a unique experience that has students returning again and again. Learn about animal photography coupled with an up-close experience of how things work behind the scenes. Take some great pictures, make some new friends, and have a lot of fun! ***Due to limited “behind the scenes” areas this class only has room for 10 people and fills up quickly. Call or sign up online today. Mailed registrations cannot be guaranteed for this class.***



Sharon Goldenbogen

LINES INTO SHAPES: THE ART OF SCRATCHBOARD 🏠 📅 ⭐**Instructor:** Cathy Sheeter**Prerequisite:** Previous scratchboard experience helpful**Fee:** \$200 museum members/\$250 nonmembers**Dates:** Friday, Saturday & Sunday | 10 – 4pm | Oct. 23, 24 & 25

Learn how to create amazing and dramatic artwork in the versatile medium of scratchboard with a master scratchboard artist. This workshop will cover the basics of the medium and then progress in to more advanced techniques and how to achieve a variety of textures and values using a variety of tools and techniques. The workshop will also introduce how to incorporate color into scratchboard work. Participants will work on animal subject matter in the class, but should have the skills to tackle other subjects by the conclusion of the workshop.

This workshop has limited availability and will fill up fast. Call or sign up online today. Mailed registrations cannot be guaranteed for this class.

YOUR MODERN WILD: PAINTING WILDLIFE IN ACRYLIC 🏠 📅 ⭐ ⚡**Instructor:** Andrew Denman**Fee:** \$200 museum members/\$250 nonmembers**Prerequisite:** Painting, drawing & color mixing experience**Dates:** Friday, Saturday & Sunday | 9 – 3pm | Oct. 30, 31, Nov. 1

In conjunction with his national touring exhibition, “The Modern Wild,” which will be on display in the ASDM’s Ironwood Gallery, join Andrew Denman for three days of hands-on instruction in painting wildlife with acrylics. Workshop participants will be guided through the process of creating a painting from reference gathering, to creating a composition, underpainting, building up detail, glazing, and final highlighting. Denman will focus on the pre-work necessary to ensure a successful painting and effectively approaching challenging textures such as feathers and fur. Students may bring their own reference photos, but the instructor will have additional photos on hand at the workshop as well.

KIWANDA: OIL PAINTING WITH KENYAN WILDLIFE ARTIST GUY COMBES 🏠 📅 ⭐ ⚡**Instructor:** Guy Combès**Fee:** \$200 museum members/\$250 nonmembers**Prerequisite:** Oil painting, drawing & color mixing experience**Dates:** Friday, Saturday & Sunday | 9 – 3pm | Oct. 30, 31, Nov. 1

Guy Combès brings Africa into the studio for a 3 day Kiwanda (workshop)! Whether you’ve experienced a safari first hand or not, Guy will inspire you with his passion for his homeland enough for you to leave feeling as though you have. This workshop will consist of practical demonstrations of oil painting techniques, including composition, drawing, image transfer, underpainting, color use and rendering of natural texture in oil. He will provide a library of reference images prior to the workshop for students to prepare in advance if desired, and a recommended materials list. Guy will share some of his unique studio methods, including a demonstration of tablet technology that is revolutionizing the way artists work. He will outline what inspires him and how he gathers material in the field for use in the studio. The workshop will also include a talk about conservation in East Africa; specifically Soysambu Conservancy, a 48000 acre multi-use ranch in the Great Rift Valley, for which Guy is US Development Director.

ANSWERING A CALL TO ARTISTS ⚡**Instructor:** Susan Morris**Fee:** \$55 museum members/\$105 nonmembers**Prerequisite:** None**Dates:** Friday | 9 – 3pm | Nov. 6

So, now you’re an artist... how do you get into a show or curious about what steps it would take? Get the answers on how to find and fill out all the requirements in an entry form including: eligibility and show policies, image preparation from taking the photograph to sending a jpg., and information on jurors and awards. Learn the requirements about presentation, sales commissions, restrictions and standards, and every other detail required to answering a Call to Artists. Get one-on-one help with the stuff that seems so intimidating, breaking it down to a doable list, and get your work out there for people to see.

SETTING THE STAGE: EASY MODEL BUILDING FOR ART REFERENCE 🏠 ⚡**Instructor:** Rachel Ivanyi**Fee:** \$105 museum members/\$155 nonmembers**Prerequisite:** None**Dates:** Saturday & Sunday | 10 – 4pm | Nov. 7 & 8

This workshop will teach you how to build simple models to use for composing and lighting your subject. Move beyond photo references and learn how to build a composition from scratch using these helpful tools. You can bring a photo you like that has poor lighting, or multiple photos that you want to put in one composition. Learn how to use models to create cohesive, dynamic lighting, and compelling artworks. This workshop will include quick refreshers in composition, perspective and light on form. Take the simple models you make this weekend and use them for multiple future paintings and projects.

INTRO TO NATURE PHOTOGRAPHY THE BASICS 📸 📅**Instructor:** Robert Renfrow**Fee:** \$150 museum members/\$200 nonmembers**Prerequisite:** Working knowledge of your camera**Dates:** Saturdays | 10 – 4 pm | Nov. 7, 14 & 21

Taking great photographs of our amazing desert southwest is both fun and rewarding but using today’s complex digital cameras can be a challenge for the beginner. This introductory workshop will provide you with a solid foundation in the fundamentals of digital photography. Starting with an overview of camera types, equipment and accessories you will have a much firmer idea of what equipment you may or may not need. You will receive coherent explanations of camera functions such as f/ stops, shutter speeds, light metering, setting proper resolution, file formats RAW vs JPEG, white balance, depth of field and more. Enjoy working on location at the Desert Museum under the guidance of the instructor while practicing what you have studied in class. This is a beginner friendly workshop that is also very thorough. Begin taking the quality photographs you wanted to when you invested in that nice digital camera!

WEBSITES FOR ARTISTS AND PHOTOGRAPHERS 📸 📅**Instructor:** Jay Pierstorff**Fee:** \$55 museum members/\$105 nonmembers**Prerequisite:** Must have working knowledge of your computer**Dates:** Sunday | 10-4pm | Nov. 8

Need a website to showcase your art and don’t know where to begin? How about explanations in plain English with lots of visual examples, ideas and helpful suggestions? Learn how to build a powerful website that represents your art in the way you want, quickly and easily without writing a single line of computer code. You can build a custom website and keep it updated easily with the skills and tools you will learn in this workshop.

This workshop covers: types of websites, how to get started with a domain name, hosting, costs and options, selling your art online, watermarks and copyrights concerns, search engine optimizations, client mailing lists, mistakes to avoid, how to photograph paintings, jewelry and dimensional art for your website, and much more.

FALL SESSION II >> November 9 – December 18**SCRATCHBOARD BASICS** 🏠**Instructor:** Rick Wheeler**Fee:** \$150 museum members/\$200 nonmembers**Prerequisite:** None**Dates:** Mondays | 9 - noon | Nov. 9, 16, 30, Dec. 7, 14 | **No class Nov. 23**

A fun introductory course to the art of scratchboard, this class will cover a variety of tools, as well as a step-by-step how-to approach to starting a scratchboard with beginners in mind in an un intimidating atmosphere. If you like to draw, particularly detailed subjects, this is the class for you. With an emphasis on contour drawing, the instructor will demonstrate the many type of strokes one uses to create fur, feathers, landscapes and more. Some drawing experience is helpful, but not essential.

ART TECHNIQUES EXPLORATION 🏠 ⚡**Instructor:** Janie Gildow**Fee:** \$150 museum members/\$200 nonmembers**Prerequisite:** None**Dates:** Mondays | 1 – 4pm | Nov. 9, 16, 30, Dec. 7, 14 | **No class Nov. 23**

Step into an easy, fundamental, and relaxed introduction to the major art mediums: graphite, colored pencil, pen and ink, watercolor, pastel, scratchboard, and printmaking. Get introduced to the basics, experiment with the tools, equipment, and techniques. This class isn’t about “drawing”—it’s more about playing and experimenting. You’ll get acquainted with the materials and tools of art while acquiring the skills to use and manage them successfully and confidently in preparation for other classes.

DRAWING BASICS FOR THE ULTIMATE BEGINNER

Instructor: Janie Gildow **Prerequisite:** None
Fee: \$150 museum members/\$200 nonmembers **Dates:** Tuesdays | 9 – noon | Nov. 10, 17, Dec. 1, 8, 15 | **No class Nov. 24**

Have you always wanted to learn how to draw—but haven't had a chance to learn—or haven't had the nerve to try? Get started right now in this class just for you. Drawing requires learning how to see—and that's about all there is to it. Easy exercises persuade you to slow down, focus on looking, and before you know it, you're drawing—just as simple as that. This class will get you started painlessly by easing you into the basics and consequently will provide you with an excellent foundation for any of the other drawing classes at the Art Institute. You'll draw what you see—and you'll even learn to draw what isn't there. Learn all about pencils, surfaces, drawing aids, techniques and equipment. **Sign up early, this class fills fast.**

WATERCOLOR II: COMBINING DETAILS WITH DRAMATIC WASHES

Instructor: Rachel Ivanyi **Prerequisite:** Watercolor I or equivalent
Fee: \$150 museum members/\$200 nonmembers **Dates:** Tuesdays | 9 – noon | Nov. 10, 17, Dec. 1, 8, 15 | **No class Nov. 24**

Take your watercolor painting to the next level. If you have worked with the basic techniques for creating washes and varying your brushstrokes this class can be the perfect next step for you. Participants will cover creating intricate detail as well as dramatic graded and variegated washes. Rachel will share her techniques for tightening up and letting loose in the same painting. A variety of live plant and animal subjects and nature objects will be available each week for inspiration and reference, or you may work from your own photos, focusing on whatever individual organism or group you prefer.

ACRYLIC LANDSCAPE PAINTING FOR BEGINNERS

Instructor: Rick Wheeler **Prerequisite:** Drawing & color mixing experience helpful
Fee: \$150 museum members/\$200 nonmembers **Dates:** Tuesdays | 1 – 4pm | Nov. 10, 17, Dec. 1, 8, 15 | **No class Nov. 24**

Learn how to use acrylic paints to their maximum benefit, in spite of their quick drying properties. The instructor will demonstrate painter's techniques such as blocking in, toning, layering, wet-into-wet, wet-over-dry and glazing, as well as the fundamentals of good composition. Using photographs as your resource material (the instructor will provide many of his own to use), discover how to "interpret" a photograph, as opposed to copying it. There are many things you can do to enhance your painting and improve upon the photo resource. Many other aspects of problem solving will be covered as your studio time develops with this personalized instructor.

TEXTURES IN COLORED PENCIL: FUR AND FEATHERS

Instructor: Janie Gildow **Prerequisite:** Colored Pencil I
Fee: \$150 museum members/\$200 nonmembers **Dates:** Tuesdays | 1 – 4pm | Nov. 10, 17, Dec. 1, 8, 15 | **No class Nov. 24**

Whether or not you are working toward your Nature Art Certificate or are just interested in animals, it is helpful to understand hair, fur, and feathers—and how to recreate them. The basic characteristics that you learn here can carry over into any other medium, but here you'll use colored pencil to render hair and fur easily—and you'll learn all about feathers, too because live animals from the museum collection are part of the experience. This class addresses long hair, short fur, stripes, and multicolored fur and also covers all aspects of feathers. Sound complicated? Not at all! Once you learn the general characteristics, you just add the color!

PHOTOSHOP ELEMENTS 13

Instructor: Robert Renfrow **Prerequisite:** Working knowledge of your camera & computer
Fee: \$150 museum members/\$200 nonmembers **Dates:** Wednesdays | 9 – noon | Nov. 11, 18, Dec. 2, 9, 16 | **No class Nov. 25**

Are you a photographer working digitally or a visual artist who uses a digital camera for taking reference photos and for documenting your art? If you are, then an understanding of how to improve your digital images is essential. This beginner friendly workshop will simplify Photoshop Elements 12 or 13, a low cost yet powerful tool for basic digital image processing. Beginners will learn easy ways to correctly size images for either printing or emailing, remove color tints, use layers, select parts of one image to add to another (great for making reference photos to paint from), retouch, get rid of red eye, add text and find out how to "rescue" a poorly exposed photograph. You will also learn to prepare images for printing at photo labs or submitting to online juries. Wish you hadn't taken the family reunion photograph with that telephone pole sticking out of the top of your kid's head? It's an easy fix in Photoshop. Bring your laptop and follow along!

Prerequisite: basic computer skills such as how to make folders, find and open files, saving to the hard drive etc.

Supply List: Mac or PC laptop with Adobe Photoshop Elements current version or 12 or 13 already installed and working. Some photos you want to work on your laptop or a USB drive. Note: Adobe usually releases a new version of Photoshop Elements in September each year. We will use this new version but 12 or 13 is OK too.

TRAINING YOUR EYE: A NEW PERSPECTIVE

Instructor: Catherine Nash **Prerequisite:** None
Fee: \$150 museum members/\$200 nonmembers **Dates:** Wednesdays | 9 – noon | Nov. 11, 18, Dec. 2, 9, 16 | **No class Nov. 25**

The illusion of space on a two-dimensional surface is fun to create and easy to do. The emphasis of this class is on building the visual skills needed to interpret spatial and linear perspective: an effective method that will shift how you approach and render more challenging subjects. Nothing to fear here, folks! Grab a pencil and be prepared for some fun exercises designed to help you master the techniques of a convincing, realistic image. Watch instructor demonstrations then experiment with a number of different methods while you learn to accurately observe and translate your subject to the paper with convincing realism. Individual and expert attention during the class will boost confidence while you draw varied perspectives with ease.

NEXT STEP DRAWING: EMPHASIS ON CHARCOAL MEDIUMS

Instructor: Catherine Nash **Prerequisite:** Pencil I or equivalent
Fee: \$150 museum members/\$200 nonmembers **Dates:** Wednesdays | 1 – 4pm | Nov. 11, 18, Dec. 2, 9, 16 | **No class Nov. 25**

This course expands the basic fundamental techniques learned in Pencil I. Explore the expressive possibilities of charcoal mediums and loosen up while also fine tuning the quality of your drawings. You will hone your eye-to-hand coordination as you draw objects from the Desert Museum's natural history collection. Learn the techniques necessary to render varied textures through expressive mark making and blending. This class with spark your creativity and increase your ability to create drawings with correct proportion and shape. The perfect class for you if you enjoy trying new mediums while practicing the basics.

LIGHT & SHADOW WITH PENCIL

Instructor: Susan Morris **Prerequisite:** Pencil I or equivalent
Fee: \$150 museum members/\$200 nonmembers **Dates:** Thursdays | 9 – noon | Nov. 12, 19, Dec. 3, 10, 17 | **No class Nov. 26**

This course is designed to help you see and document how light and shadow fall on a variety of objects using graphite pencil techniques. Learn how to create the illusion of depth, making images "pop" right off the page and take on a life of their own. Watch instructor demonstrations, and then spend time with a variety of interesting exercises with plenty of individualized help. Learn how to implement the full value range this versatile medium is capable of, and create convincing realism on paper. Concepts taught in this class transfer to all mediums and applications.



Judy Studwell

ANIMAL LIFE DRAWING

Instructor: Holly Swangstu **Prerequisite:** None
Fee: \$160 museum members/\$210 nonmembers
Dates: Thursdays | 9 – noon | Nov. 12, 19, Dec. 3, 10, 17 | **No class Nov. 26**

Inspired by the behind the scenes sketches of artist Sheridan Oman, students will learn how to see by documenting the behaviors, gestures and movements of the animals on location at the Desert Museum. Each class focuses on developing hand-eye coordination through a variety of fast paced outside the box exercises using various drawing media. Intimate viewing of the Desert Museum's collection of Sheridan Oman drawings, and getting up close and personal with museum animals are highlights in this class. The final project for this class will be a full sketchbook along with improved confidence for capturing the moving object.

CREATING AN ILLUSTRATION: PLAY BY PLAY

Instructor: Rachel Ivanyi **Prerequisite:** Drawing experience
Fee: \$150 museum members/\$200 nonmembers
Dates: Thursdays | 1 – 4pm Nov. 12, 19, Dec. 3, 10, 17 | **No class Nov. 26**

This class is a gentle intro to the world of illustration with instructor Rachel Ivanyi acting as art director. Get "assigned" a project week one. Rachel will have options for you to choose from that vary from simple to complex, or come to class with ideas of your own. Go through the different review stages each week. Maybe you have a poem you want to illustrate, or create an infographic on pollination, a t-shirt design, or a project you would like to complete as a gift or commission. You may also have the chance to choose to work with ASDM's science and education department to develop a project and research your subject.

WATERCOLOR FOR THE TIMID & TERRIFIED

Instructor: Susan Morris **Prerequisite:** None
Fee: \$150 museum members/\$200 nonmembers **Dates:** Thursdays | 1 – 4pm | Nov. 12, 19, Dec. 3, 10, 17 | **No class Nov. 26**

Hello Watercolors! This popular introductory class is designed to help take the fear and anxiety out of using watercolor. Make friends with watercolor brushes, paints and paper and your classmates! Explore basic techniques through simple exercises and get comfortable with this versatile medium. Have a first encounter with color theory and mixing. Gain confidence in a friendly atmosphere with weekly demonstrations with lots of personal attention. This class will prepare you to "tame the beast."

EASY PRINTMAKING FOR HOLIDAY CARDS AND GIFTS

Instructor: Janie Gildow **Prerequisite:** None
Fee: \$105 museum members/\$155 nonmembers **Dates:** Friday & Saturday | 9am – 3pm | Nov. 13 & 14

Explore a new process! In this beginning workshop you will learn the basics of printing explore the world of multiple images. Create and use your own designs as you learn mono, relief and intaglio printing. Print with paper, cardboard, natural and found objects – and more. Be as inventive and imaginative as you want. Creations made in this class make great gifts, greeting cards in time for the holidays or create unique masterpieces and additions to your journals or other mixed media artwork. With these easy processes you'll discover new sources of expression within yourself.

BEHIND THE SCENES PHOTOWALK 📷 📅**Instructor:** Jay Pierstorff**Fee:** \$145 museum members/\$195 nonmembers**Prerequisite:** None**Dates:** Friday 10 – 4pm, Saturday 7:30 – 11:30am | Nov. 13 & 14

A professional photographer and staff animal keeper join forces to create two days of exciting picture taking opportunities. This class is for photography enthusiasts of all skill levels no matter what kind of camera you have. Lots of opportunities to learn, take pictures, ask questions and experience the Desert Museum from the inside out.

Day 1: Instructor Jay Pierstorff will show you techniques for photographing hummingbirds, raptors, and other animals in zoos and museums as well as in the wild. Then take your camera out on the Desert Museum grounds to practice what you have learned.

Day 2: Shawnee Riplog-Peterson, ASDM Curator of Mammalogy and Ornithology joins the class. Get your cameras ready for a morning of non-stop action with animals that are alert and active. You'll also visit many "behind the scenes" areas of the Desert Museum that are not open to the general public.

Bring your camera, extra memory cards, charged batteries, desert walking shoes, wide brimmed hat, sunscreen and water. You may walk up to a mile or more each day. Join us for a unique experience that has students returning again and again. Learn about animal photography coupled with an up-close experience of how things work behind the scenes. Take some great pictures, make some new friends, and have a lot of fun!

Due to limited "behind the scenes" areas this class only has room for 10 people and fills up quickly. Call or sign up online today. Mailed registrations cannot be guaranteed for this class.

PHOTOSHOP FOR ARTISTS 📷 📅 ⚡**Instructor:** Rick Wheeler**Fee:** \$55 museum members/\$105 nonmembers**Prerequisite:** Working knowledge of your computer**Dates:** Sunday | 10 – 4pm | Nov. 15

This workshop requires basic computer skills such as how to make folders, find and open files, saving to the hard drive etc. and a laptop (PC or Mac), loaded with either Photoshop or Photoshop Elements.

Learn how to prepare your art files for website display, art exhibit submissions, and giclee (digital) printing in this workshop specifically designed for the visual artist. Learn what is meant by "low-resolution" vs. "high resolution" files, when they're applicable, and how to create them. Along with covering the the meaning of DPI and PPI you will learn how to sharpen, adjust and improve the contrast of your art files; learn how to use "layers," selection tools, and airbrushing on the computer using either Photoshop or Photoshop Elements.

RECORDING YOUR JOURNEY: AN INTRO TO NATURE JOURNALING 📅 ⚡**Instructor:** Susan Morris**Fee:** \$55 museum members/\$105 nonmembers**Prerequisite:** None**Dates:** Friday | 9 – 3pm | Nov. 20

Discover a whole new way of recording your experiences, adventures, thoughts and feelings of places you go in a fun and creative way. This is not just a basic written journal, nor is it a strict nature journal, but a combination of a variety of techniques and media that trigger and strengthen the facts, feelings, sights and colors of the places you've been and the experiences you've had. It's small & portable, so it can be taken anywhere, and it requires no real artistic ability. Learn how to record your life in an expressive and creative way in this relaxing and inspiring workshop.

QUICK DRAW: PEN, PENCIL & INK 📅**Instructor:** Rick Wheeler**Fee:** \$105 museum members/\$155 nonmembers**Prerequisite:** None**Dates:** Saturday & Sunday | 10 – 4pm | Nov. 21 & 22

What is more appealing to both artists and non-artists alike than a simple, portable system for jotting those quick drawings down before the bus leaves? Learn easy ways to draw what you see and create a memory that will last you a lifetime. Quick drawings are ideal for travel, and the addition of using inks will enhance your sketches. Yes, you can do this and have fun while you are at it. If you are not an artist, this workshop is for you. The non-threatening atmosphere and fun exercises are guaranteed to bring results. Whether you want to enhance your travel journal or just draw for pleasure, this class will revitalize your creativity and make your inner artist jump for joy.

MATTING & FRAMING YOUR ART WITHOUT DEPLETING YOUR WALLET 🏠**Instructor:** Janie Gildow**Fee:** \$55 museum members/\$105 nonmembers**Prerequisite:** None**Dates:** Friday | 9am – 3pm | Dec. 4

Penetrate the framing mystique—it's not a closed shop open only to commercial use. You can painlessly mat and frame your own work—and you'll learn how to do it in this hands-on workshop. You'll be amazed at how easy and affordable professionally finishing your work can be. Participants will learn how and where to buy materials and use the professional mat cutter provided to cut your own mats. You'll receive essential information on options, techniques and supplies, and acquire plenty of other great tips in this practical and popular workshop taught by an instructor who will set you up for success and share her priceless matting and framing secrets with you.

THE SEQUEL: BEHIND THE SCENES PHOTOWALK 2.0 📷 📅**Instructor:** Jay Pierstorff**Fee:** \$145 museum members/\$195 nonmembers**Prerequisite:** None**Dates:** Friday 10 – 4pm, Saturday 7:30 – 11:30am | Dec. 4 & 5

You loved the original Behind the Scenes Photowalk. Now join us for the new Behind the Scenes Photowalk 2.0- the sequel- with new picture taking opportunities combined with a few old favorites. Join Professional Photographer Jay Pierstorff and Desert Museum Curator of Mammalogy and Ornithology, Shawnee Riplog-Peterson, for two new days of exciting picture taking opportunities. This workshop is for photography enthusiasts of all skill levels no matter what kind of camera you have. Lots of opportunities to learn, take pictures, ask questions and experience the Desert Museum from the inside out!

Day 1: Join Instructor Jay Pierstorff as you photograph a rattlesnake, Gila monster, and other smaller Sonoran Desert animals in a studio setting. Learn about studio gear and techniques for making wildlife photos. Visit Raptor Free Flight and try some new techniques.

Day 2: Shawnee Riplog-Peterson, ASDM Curator of Mammalogy and Ornithology joins the workshop. Get your cameras ready for a morning of non-stop action with animals that are alert and active. You'll also visit many "behind the scenes" areas of the Desert Museum that are all new to this class and not open to the general public.

Bring your camera, extra memory cards, charged batteries, desert walking shoes, wide brimmed hat, sunscreen and water. You may walk a mile or more each day. Learn about animal photography coupled with an up-close experience of how things work behind the scenes. Animals may vary and are subject to availability.

Due to limited "behind the scenes" areas this workshop only has room for 10 people and fills up quickly. Call or sign up online today. Mailed registrations cannot be guaranteed for this class.

EXPRESSIVE ENCOUNTERS IN THE DESERT: JOURNAL & SKETCHBOOK DEVELOPMENT 📅**Instructor:** Catherine Nash**Fee:** \$150 museum members/\$200 nonmembers**Prerequisite:** None**Dates:** Friday, Saturday & Sunday | 9 – 3pm | Dec. 4, 5 & 6

Celebrate our unique Sonoran Desert through a series of sketching and journaling exercises as you learn how to capture intimate experiences in nature using pen, watercolor pencils, collage and writing. Draw and paint, record questions and observations, label particular species, write about your feelings as you create multiple pages of colorful encounters with wildflowers, cacti, animals, birds and the beautiful desert landscape. Nature journaling can be a playful, creative and inspiring way to develop observational abilities and record expressive and meaningful outdoor experiences. You have the chance to capture the feeling of a particular moment: conjuring up smells, sounds of birds, the feel of the wind and warmth of sunlight on one's skin, a visceral memory in nature that can be enjoyed for years to come. The focus in this nature journaling workshop is to relax, take a closer look, notice, wonder, and enjoy the moment while having creative fun in the desert.



Angie Perryman

DESERT PATTERNS IN SILK 📅**Instructor:** Holly Swangstu**Prerequisite:** None – No art experience required & supplies included**Fee:** \$145 museum members/\$195 nonmembers**Dates:** Saturday & Sunday | 9 – 3pm | Dec. 5 & 6

Introduce yourself to the exciting art of silk painting in this 3-day workshop held on the beautiful grounds of the Desert Museum. You will learn about professional silk dyes, how to mix, apply and set the dye using two age old techniques: The Arashi Shibori technique where you wrap the fabric on a pole to create a design, and the Serti method where you paint directly on stretched fabric to create more intricate paintings. The instructor will personalize both methods to meet the needs of each unique student, making the studio time fun and challenging for someone who desires instant gratification and for the person who prefers a more detailed project. This workshop will take you through the process of creating your idea and patterns to produce professional outcomes. Come join Holly who has taught silk painting for all ages and levels for over 20 years. All supplies included in the fee for 2 silk scarves. Additional scarf blanks will be available for purchase during the workshop.

FABULOUS FIBONACCI: NUMBERS, PROPORTIONS, PATTERNS & ORDER 🏠 ⚡**Instructor:** Susan Morris**Prerequisite:** None**Fee:** \$55 museum members/\$105 nonmembers**Dates:** Friday | 9 – 3pm | Dec. 11

Even if you're not an artist you will appreciate this eye-opening workshop that explores order, patterns, and symmetry that occur in the natural world around us. See how the Fibonacci numbers have been used in proportions of art in all its forms, in the sciences for centuries, and by modern day doctors. You'll be surprised how much it affects your opinion of "beauty". Its proportions are seen in all aspects of our daily world. Cue in on the details, and see things in the world around you like you have never seen them before.

BEHIND THE SCENES PHOTOWALK 📷 📅**Instructor:** Jay Pierstorff**Fee:** \$145 museum members/\$195 nonmembers**Prerequisite:** None**Dates:** Saturday 10 – 4pm, Sunday 7:30 – 11:30am | Dec. 12 & 13

A professional photographer and staff animal keeper join forces to create two days of exciting picture taking opportunities. This class is for photography enthusiasts of all skill levels no matter what kind of camera you have. Lots of opportunities to learn, take pictures, ask questions and experience the Desert Museum from the inside out.

Day 1: Instructor Jay Pierstorff will show you techniques for photographing hummingbirds, raptors, and other animals in zoos and museums as well as in the wild. Then take your camera out on the Desert Museum grounds to practice what you have learned.

Day 2: Shawnee Riplog-Peterson, ASDM Curator of Mammalogy and Ornithology joins the class. Get your cameras ready for a morning of non-stop action with animals that are alert and active. You'll also visit many "behind the scenes" areas of the Desert Museum that are not open to the general public.

Bring your camera, extra memory cards, charged batteries, desert walking shoes, wide brimmed hat, sunscreen and water. You may walk up to a mile or more each day. Join us for a unique experience that has students returning again and again. Learn about animal photography coupled with an up-close experience of how things work behind the scenes. Take some great pictures, make some new friends, and have a lot of fun!

Because of the limited "behind the scenes" areas this class only has room for 10 people and fills up quickly. Call or sign up online today. Mailed registrations cannot be guaranteed for this class.

INTRO TO COLOR MIXING THROUGH COLOR MATCHING 🏠 📅**Instructor:** Rachel Ivanyi**Fee:** \$55 museum members/\$105 nonmembers**Prerequisite:** None**Dates:** Saturday | 10 – 4pm | Dec. 12

Working with a simplified water color palette, get a taste of color mixing by trying to match the colors of nature. You will have different live plants, animals, and objects from nature with unlimited color matching possibilities. You will be provided with a simple color palette to work from, and learn how to create specific colors. If you have already taken a color mixing class, then please bring your personal water color palette. Trying to match what you see is a great way to practice your mixing skills. No experience necessary.

1 – 2 – 3 COLOR PALETTE 🏠 📅**Instructor:** Rachel Ivanyi**Fee:** \$55 museum members/\$105 nonmembers**Prerequisite:** None**Dates:** Sunday | 10 – 4pm | Dec. 13

Take away the fear factor of watercolor by starting with one color. Create a small total painting with one color then try your hand at two, then a variety of three color combinations. Rachel will demonstrate the range of colors you can create with your sample pallet. Learn about color relationships, and try unusual color combinations. With a variety of live plants and animals, mounted insects, and photographs for inspiration, explore unusual color palettes, and go home with a greater comfort level with this versatile paint. No experience necessary.



In the classroom with Ada Koch

UNLOCKING THE MASTERS' SECRETS IN OIL 🏠 📅 ⭐ 📅**Instructor:** Ada Koch**Prerequisite:** Oil Painting for the Ultimate Beginner or equivalent**Fee:** \$175 museum members/\$250 nonmembers**Dates:** Friday, Saturday & Sunday | 9 – 3pm | Dec. 11, 12 & 13

For thousands of years, artists have learned from observing famous paintings and you can too. Each day is devoted to a different Master – see how Boudin made quick marks to represent crowds on a beach, how Monet used light to create his famous paintings, and how Van Gogh used color and thick paint to create wonders of neo-impressionistic art. By learning how to interpret classical painting techniques, students will use critical thinking to train their eyes into seeing past the surface of a painting while building their creativity to easily develop their own personal style. This practical approach includes fun snippets of art history, while students work from photos of masterworks to create three of their own unique oil landscape paintings. **Sign up early! The minimum enrollment must be reached by November 13th in order to run this class.**


FALL VISITING ARTISTS

**GUY COMBES** // [WWW.GUYCOMBES.COM](http://www.guycombes.com)**KIWANDA: OIL PAINTING WITH KENYAN WILDLIFE ARTIST – Oct. 30, 31, Nov. 1**

Guy Combes, born in Kenya, is inspired by the rich mosaic of biodiversity of East Africa. His career began on the heels of his father's reputation as an internationally renowned artist. A retrospective of Simon Combes' work at the Hiram Blauvelt Museum in New Jersey provided Guy his first break into the world of wildlife art with an artist's residency. He has been published by Greenwich Workshop and is a signature member of the Society of Animal Artists and Artists for Conservation. He has exhibited at the San Diego Museum of Natural History, The National Museum of Wildlife Art in Jackson, Wyoming, Nature in Art in England and numerous other locations. Today he welcomes new ground and seeks an audience unfamiliar with his legacy, both in fine art and in the world of conservation.

**ANDREW DENMAN** // [WWW.ANDREWDENMAN.COM](http://www.andrewdenman.com)**YOUR MODERN WILD: PAINTING WILDLIFE IN ACRYLIC – Oct. 30, 31, Nov. 1**

Andrew Denman is a California-based, internationally recognized, award-winning contemporary wildlife artist. Denman primarily paints wildlife and animal subjects in a unique, hallmark style combining hyper-realism with stylization and abstraction. His dynamic and original acrylic paintings can be found in museum collections on two continents and in numerous private collections in the USA and abroad. His clear voice, unique vision, and commitment to constant artistic experimentation have positioned him on the forefront of an artistic vanguard of the best contemporary wildlife and animal painters working today. Andrew Denman began teaching at the age of thirteen when a Junior High School Art teacher asked him to co-teach an afterschool art class for grade-schoolers at a local art store. Discovering a natural aptitude for working with budding artists, he continued to teach group classes until the store closed some years later, by which time he was offering regular private art instruction to a number of talented children and teens. Denman still gives private lessons to artists of all ages and has also taught large groups in a workshop setting, most notably in 2006 when he was the featured acrylic painting instructor for the Annual Susan K. Black Foundation workshop in Wyoming. Additionally, he has delivered numerous lectures on art and art marketing at a variety of venues in the US and abroad.

**ADA KOCH** // [WWW.ADAKOCH.COM](http://www.ada Koch.com)**UNLOCKING THE MASTERS' SECRETS IN OIL – Dec. 11, 12 & 13**

Raised near Wilmington, DE, Ada Koch won early scholarships to the Delaware Art Museum before studying in Washington, DC and Chicago, IL. Later studies at the KCAI and personal studies in the museums of Paris and Rome preceded Koch's exhibitions in various galleries and museums of Kansas, Missouri, Iowa and Florence, Italy. She has been invited every other year to the Biennale Internazionale (a juried show in Florence, Italy), and was invited to the premier of the Effetto in Merido, Mexico as part of the United Nations Dialogue Among Civilizations. She currently teaches art at the Nelson-Atkins Museum of Art, Holy Name School and privately at her studio in downtown Kansas City. Ada is active with several local art organizations including the Metropolitan Arts Council of Greater Kansas City and the Kansas City Artists Coalition, where she has been a board member for 12 years and was the founder of the Kansas City Open Studios. Her art is in collections both corporate and private throughout the United States and as far away as Germany and Switzerland.

**CATHY SHEETER** // [WWW.CATHYSHEETTER.COM](http://www.cathysheetter.com)**LINES INTO SHAPES: THE ART OF SCRATCHBOARD – Oct. 23, 24 & 25**

Award winning premier wildlife and western scratchboard artist Cathy Sheeter grew up in a remote town in eastern Oregon, where she was immersed in a community with small town values, rich in ranching, agriculture and open spaces. Animals and the western lifestyle continue to be central components of her life and the focus of much of her art. Cathy studied animal sciences in college, and moved to Colorado in 2002, where she still resides. Cathy is a founding member and one of the first Master Members of the International Society of Scratchboard Artists. She continues to push the medium of scratchboard illustration into top wildlife and western art shows nationwide. Cathy has participated in multiple national juried shows and has been invited to exhibit her work in many prestigious museums throughout the US. Her work can be found in private and corporate collections throughout the US and Canada. Cathy is also a Signature Member of the Society of Animal Artists, and an Associate Member of the Women Artists of the West.

"During my workshops at ASDM, the classroom is a beehive of energy. Even though the students come from totally different backgrounds and levels of experience, they share laughter, stories, and a sense of adventure that comes from getting the skills and the confidence to see the world in a totally new way, through the eyes of an artist." — Ada Koch

READ FULL BIOS OF ALL 13 INSTRUCTORS >> www.desertmuseum.org/arts

NATURE ART CERTIFICATE PROGRAM


ART INSTITUTE POLICIES & PROCEDURES



Outdoor class with Catherine Nash



Camera Quickstart with Robert Renfrow



Watercolor Pencil class with Linda Feltner



Animal Life Drawing with Holly Swangstu

Discover your talent as an artist or work in the studio for fun, while you enjoy the surroundings at the Arizona-Sonora Desert Museum. The Art Institute program offers individual classes as well as a certificate of completion program in nature art. The unique backdrop of the Museum becomes your class-room while you have the option of drawing birds, mammals, insects and desert botanicals. You can also participate in a wide variety of classes and workshops including oil painting, nature journaling, mixed media and photography.

Experienced, professional artists provide individual instruction in the classroom setting located in the museum's Baldwin Education Building. Whether you sample a few classes or complete the certificate program, you will increase your appreciation and knowledge of the desert!

REQUIRED COURSES

The following 14 courses are required if you wish to receive a Certificate of Completion in Nature Art and the recommended sequence of courses may vary per individual. If you enroll with previous experience you may schedule a portfolio appointment with the Director for the possibility of waiving core classes. Core classes waived due to proven ability may be replaced with electives. Most courses consist of exercises, critiques, demonstrations and homework assignments. A list of supplies for each course is available in the Art Institute office and will be sent with your class confirmation.

- Pencil I
- Pencil II
- Color mixing
- Composition
- Light on Form
or Perspective
- Watercolor I
- Watercolor II
- Colored Pencil I
- Colored Pencil II
- Pen & Ink I
- Pen & Ink II
- Scratchboard
- Portfolio Preparation
- *certificate electives



Plein Air with Catherine Nash

ELECTIVE COURSES

Elective courses are designed to increase the participant's knowledge, ability and experience in nature art and beyond. In addition to the 14 required courses, you must complete at least 100 hours of elective classes. Workshops and classes that count toward the Nature Art Certificate are noted as certificate elective courses in the catalog. Photography courses are not a part of the Nature Art Certificate Program at this time and are considered Non-Certificate electives.

PORTFOLIO REVIEW

Upon completion of all coursework, you will be ready for the portfolio review. Call the Art Institute Director for more information (520) 883-3082 or go online to www.desertmuseum.org/arts.

The Nature Art Program must be completed in its entirety in order to receive a Certificate. Eighty percent of a class must be attended in order to receive credit for that class. Pace of program depends on the individual. Certificates are awarded each spring in conjunction with an annual student art exhibition.

Arizona-Sonora Desert Museum Art Institute reserves the right to change its calendar, withdraw or modify a course or substitute instructors at any time. It also reserves the right to require the withdrawal of any student whose conduct is deemed detrimental to the Art Institute.

The Arizona-Sonora Desert Museum Art Institute cannot be responsible for providing make-ups or issuing refunds for sessions missed as a result of student illness, emergencies or other events beyond our control.

PAYMENT METHODS

Cash, check, money order, Visa, MasterCard, American Express and Discover. There will be a \$20 bank charge for any returned check.

TRAVEL AND LODGING

Out-of-town students will receive lodging and travel tips with their class confirmation. Please check with our office before scheduling non-refundable air line tickets.

MATERIALS

Students are responsible for providing their own art materials for most classes. A materials list will be emailed prior to the beginning of each class.

REFUND POLICY

Refunds will be issued up to 10 business days before a class begins. No refunds shall be issued after this date.

Visiting Artists Workshops may have additional cancellation and refund requirements printed with the course descriptions.

REGISTRATION

Online desertmuseum.org/arts | Phone 520-883-3024 | Mail this registration form to: Art Institute, Arizona-Sonora Desert Museum
2021 N. Kinney Road, Tucson, AZ 85743

STUDENT INFORMATION

LAST NAME _____		FIRST NAME _____	
DAYTIME PHONE _____		EVENING PHONE _____	
STREET ADDRESS _____			
CITY _____		STATE _____	ZIP CODE _____
EMAIL _____			
ARE YOU A FIRST TIME STUDENT? YES <input type="checkbox"/> NO <input type="checkbox"/>			
HOW DID YOU HEAR ABOUT US? _____			

COURSE INFORMATION

COURSE TITLE _____	START DATE _____	TUITION \$ _____
COURSE TITLE _____	START DATE _____	TUITION \$ _____
COURSE TITLE _____	START DATE _____	TUITION \$ _____

Full payment is due to complete registration. TUITION TOTAL \$ _____

DESERT MUSEUM MEMBERSHIP (optional)

Membership *MUST* be current and in your name in order to receive member tuition.

I am already a member and am entitled to the discount!

Membership # _____

Member Renewal Date _____

I would like to join now! \$ _____

___ Individual.....\$55	___ Turquoise.....\$175
___ Dual.....\$75	___ Copper.....\$300
___ Family.....\$90	___ Silver.....\$600
	___ Gold.....\$1200

CREDIT CARD INFORMATION

CREDIT CARD NUMBER _____

EXP. DATE (MM/YY) _____ 3-DIGIT SECURITY CODE _____

BILLING NAME _____

IS YOUR BILLING ADDRESS THE SAME AS YOUR MAILING ADDRESS? YES NO

IF NO WHAT IS YOUR BILLING ADDRESS? _____

OR MAKE CHECK PAYABLE TO: ASDM-Art Institute

FOUR EASY WAYS TO REGISTER

- 1 **On-line:**
www.desertmuseum.org/arts
- 2 **Phone:**
(520) 883-3024
- 3 **Mail registration form to:**
Art Institute Arizona-Sonora
Desert Museum
2021 N. Kinney Road
Tucson, AZ 85743
- 4 **In person:**
Art Institute office M-F 9am-4pm

DON'T FORGET TO LIKE US ON
FACEBOOK FOR MORE UPDATES



www.facebook.com/desertmuseumartinstituteironwoodgallery

TOTAL \$ _____

20
NEW
CLASSES!

CONSERVATION THROUGH ART EDUCATION

Whether you visit the Ironwood Art Gallery or take a class or photography workshop through the Art Institute program, the Desert Museum is the place to increase your awareness of and passion for the Sonoran Desert.

The 98-acre campus is a fusion experience: zoo, aquarium, botanical garden, natural history museum, and art institute, all in one incredible environment.

OPEN DAILY, YEAR ROUND.



Birds in Art exhibition. Photography by Ray Goodwin.

EVERYTHING YOU REMEMBER...AND SO MUCH MORE.