

ARIZONA-SONORA DESERT MUSEUM
ART INSTITUTE

2014 FALL CLASS
SCHEDULE



© Skiff

CONTACT INFORMATION:

Art Institute classrooms are located in the Baldwin Education Building

2021 N. Kinney Road
Tucson, AZ 85743

WEBSITE:

desertmuseum.org/arts

EMAIL:

arts@desertmuseum.org

PHONE:

520-883-3024

FAX:

520-883-3043

Desert Museum Membership

Information: 520-883-3055

Priscilla Baldwin, Art Institute Founder
Craig Ivanyi, Executive Director

2013-2014 BOARD OF TRUSTEES

- Archibald M. Brown, Jr.
Immediate Past Chair
- William H. Lomicka
Vice Chair
- Paul L. Baker
- Erik Bakken
- Michael C. Baldwin
- Kevin E. Bonine
- Judith L. Bronstein, Ph.D.
- Cathy G. Davis
- John D. Doerr, D.D.S.
- Guy Gunther
- James Hensley
- Robert A. Huber
Treasurer
- John N. Iurino
- Robert C. Koch
- José Lever
- Shannan Marty
- Robin B. Randall
- James Ronstadt
- Alyce Sadongei
- John P. Schaefer, Ph.D.
- David Smallhouse, Chair
- William Wallace, D.V.M.
- Chandler D. Warden
- Elizabeth T. Woodin
Secretary
- Vance Tanner
Docent Representative



The mission of the Arizona-Sonora Desert Museum is to inspire people to live in harmony with the natural world by fostering love, appreciation and understanding of the Sonoran Desert.

The Art Institute at the Arizona-Sonora Desert Museum promotes conservation of the Sonoran Desert region through art classes, art exhibits and stewardship of the Museum art collection for the area residents and visitors from around the globe.

Welcome to the Art Institute at the Arizona-Sonora Desert Museum. We offer you quality education in an unparalleled setting. You are certain to enjoy the classes detailed within these pages and the opportunity to develop or hone your artistic skills while you enhance your connection to the desert and its inhabitants.

ART INSTITUTE STAFF

Holly Swangstu, *Art Institute Director*
520-883-3082
hswangstu@desertmuseum.org

Moira Dooley, *Exhibitions Specialist*
520-883-1380 ext. 136
mdooley@desertmuseum.org

Deanna Roach, *Enrollment Coordinator*
520-883-3024
droach@desertmuseum.org

WHAT'S NEW



Holly enjoying a tour of the Botanical Garden at UNAM with Dr. Javier Caballero Nieto

Welcome to our Fall 2014 line up of classes and workshops! Right now we are enjoying the beginning of a second successful summer in the classroom. It is not too late to jump in our late summer session. Turn the page to learn what is offered in August.

We have kicked off another busy summer here in the ASDM Art Institute Department. Our presence with free art activities for all ages will be more prevalent than ever during *Cool Summer Nights*.

Every Saturday until Labor Day the museum is open until 10pm so

come join us for family fun glow-in-the dark art activities or to visit the art gallery at night.

Our expanding traveling art collection *Vanishing Circles* is continuing its tour in our sister country. At the end of the summer we will be install the exhibit in Mexico City at the science museum of the National Autonomous University of Mexico (UNAM). Pictured with me above left during a site visit is Dr. Javier Caballero Nieto who is Director of the Biology Department and Botanical Garden and one of our many partners for this exciting exhibition.


Over the next year you will see quite a few new mixed media classes and one-day workshops inspired by our beautiful desert. These new classes are designed for all ages and skill levels so bring your friends and family to try out something new! As always, we welcome your input and suggestions and hope to enjoy a visit from you in our Baldwin Education Building.

Sincerely,
Holly Swangstu

TABLE OF CONTENTS

- Summer Classes Session II..... 2
- Fall Schedule 3-5
- Class Descriptions 6-15
- Nature Art Certificate Program 16
- Art Institute Registration & Policies 17

FRONT COVER ARTWORK
Hunger Game
By Cathy Sheeter
Scratchboard
www.cathysheeter.com
Collection of the Arizona-Sonora Desert Museum



Gila Monster
John N. Agnew, 24" x 18" – Acrylic

VANISHING CIRCLES

PORTRAITS OF DISAPPEARING WILDLIFE OF THE SONORAN DESERT REGION

Located in the south of Mexico City, UNIVERSUM – the science museum of the National Autonomous University of Mexico will be the next venue to showcase our permanent, traveling art collection. **OPENING SEPTEMBER 2014!**

SUMMER CLASSES SESSION II

Put it Together! Final Project from your Animal Sketches ☆

Instructor: Rachel Ivanyi **Prerequisite:** Live Animal Life Drawing Class
Fee: \$150 museum members/\$200 nonmembers **Dates:** 5 Tues. | 9 – Noon | Aug. 12, 19, 26, Sept. 9, 16 - **No class September 2**

Come to class with live animal drawing experience and the instructor will bring you through the process of creating a finished piece using your animal sketches and reference photos. You may come with a project in mind or spend the first day creating your project concept. You will learn illustration tips and techniques from a professional who will help you in a personalized way while exposing you to many inspiring examples. Multi-medias/styles/ and all skill levels are welcome. Perfect for students who have taken Animal Sketching or Animal Life Drawing!

**Preliminary sketches from live animals will not take place during class.*

Create 3-D Illusions 🏠 - Fulfills Light on Form Requirement

Instructor: Rick Wheeler **Prerequisite:** Drawing I or Equivalent
Fee: \$150 museum members/\$200 nonmembers **Dates:** 5 Weds | 9 – Noon | Aug. 13, 20, 27, Sept. 10, 17 - **No class September 3**

Light, shadow, and form. In addition to working with your own resource photos, in this class you will draw from life using nature inspired objects from the gardens, desert, and museum collection. The focus will be on learning the art of successfully creating the illusion of 3-dimensional objects on a 2-dimensional surface. Graphite and charcoal will be the main drawing tools.

Matting & Framing Your Art Without Depleting your Wallet ☆

Instructor: Janie Gildow **Prerequisite:** None
Fee: \$100 museum members/\$150 nonmembers **Dates:** Thursday & Friday | 9am – 3pm | Sept. 11 & 12

Penetrate the mystique—it's not a closed shop open only to commercial use. You can painlessly mat and frame your own work—and you'll learn how to do it in this class. You'll be amazed at how easy it is—and how affordable. Learn how and where to buy materials. Use the professional mat cutter provided to cut your own mats. You'll receive essential information on options, techniques and supplies, and acquire plenty of other great tips.

Getting Friendly with Frisket ☆

Instructor: Susan Morris **Prerequisite:** Some watercolor experience
Fee: \$100 museum members/\$150 nonmembers **Dates:** Thursday & Friday | 9am – 3pm | Sept. 18 and 19

Preserving whites & lights, protecting areas against splatters, and layering are critical in watercolors, and sometimes a little tricky. That's why there's frisket. It's known by a lot of different names: frisket, misket, masking fluid and more. Have you relatively got the basics on watercolor, but fret a little over trying to control the frisket? In this two day workshop, here's your chance to learn how to get this important tool to give you the results you want. Get all the latest information, learn how to use different applicators, and discover other options including masking films, wax and tapes. Lectures, demos and fun exercises are all included in helping you feel more confident in your use of masking materials.

FALL 2014 SCHEDULE

Listed in chronological order by start date

🎓
Certificate

☆
Non-Certificate

📷
Photography

📅
Weekend Class

SESSION I – BEGINS WEEK OF OCTOBER 4 THROUGH WEEK OF NOVEMBER 3

COMMANDING CAMERA COMPOSITION ☆ 📷 📅	Instructor: Robert Renfrow	Dates: Saturday 10am – 4pm Oct. 4	Page 6
DRAWING PLANT DETAILS IN PENCIL 🏠 - Certificate Elective	Instructor: Margaret Pope	Dates: 5 Mondays 9am – noon Oct. 6, 13, 20, 27, Nov. 3	Page 6
COLORED PENCIL I 🏠	Instructor: Janie Gildow	Dates: 5 Mondays 9am – noon Oct. 6, 13, 20, 27, Nov. 3	Page 6
COLORED PENCIL LAYERING 🏠 - Certificate Elective	Instructor: Margaret Pope	Dates: 5 Mondays 1 – 4pm Oct. 6, 13, 20, 27, Nov. 3	Page 6
ADVANCED WATERCOLOR 🏠 - Certificate Elective	Instructor: Linda Feltner	Dates: 5 Mondays 1 – 4pm Oct. 6, 13, 20, 27, Nov. 3	Page 6
INSECT ART, REAL OR IMAGINED 🏠 - Certificate Elective	Instructor: Rachel Ivanyi	Dates: 5 Tuesdays 9am – noon Oct. 7, 14, 21, 28, Nov. 4	Page 6
FOCUS ON THE SEA OF CORTEZ 🏠 - Certificate Elective	Instructor: Rachel Ivanyi	Dates: 5 Tuesdays 1 – 4pm Oct. 7, 14, 21, 28, Nov. 4	Page 7
DIGITAL “POINT & SHOOT” CAMERA PRIMER 📷	Instructor: Robert Renfrow	Dates: Tuesday 10am – 4pm Oct. 7	Page 7
WATERCOLOR FOR THE TIMID & TERRIFIED ☆	Instructor: Susan Morris	Dates: 5 Wednesdays 9am – noon Oct. 8, 15, 22, 29, Nov. 5	Page 7
ANIMAL SKETCHING 🏠 - Certificate Elective	Instructor: Catherine Nash	Dates: 5 Wednesdays 9am – noon Oct. 8, 15, 22, 29, Nov. 5	Page 7
PEN & INK I 🏠	Instructor: Susan Morris	Dates: 5 Wednesdays 1 – 4pm Oct. 8, 15, 22, 29, Nov. 5	Page 7
MIXED MEDIA SCRATCHBOARD 🏠 - Certificate Elective	Instructor: Rick Wheeler	Dates: 5 Thursdays 9am – noon Oct. 9, 16, 23, 30, Nov. 6	Page 7
TEXTURES IN COLORED PENCIL: FUR & FEATHERS 🏠 - Certificate Elective	Instructor: Janie Gildow	Dates: 5 Thursdays 9am – noon Oct. 9, 16, 23, 30, Nov. 6	Page 8
ACRYLICS: A PAINTERLY APPROACH 🏠 - Certificate Elective	Instructor: Rick Wheeler	Dates: 5 Thursdays 1 – 4pm Oct. 9, 16, 23, 30, Nov. 6	Page 8
MATting & FRAMING YOUR ART WITHOUT DEPLETING YOUR WALLET ☆	Instructor: Janie Gildow	Dates: 2 Fridays 10am – 4pm Oct. 10 & 17	Page 8
PHOTOGRAPHY BASICS: LEARN IT! DO IT! 📷 📅	Instructor: Jay Pierstorff	Dates: Saturday & Sunday 10am – 4pm Oct. 11 & 12	Page 8
PRESERVING THE DESERT IN STONE WITH COLORED PENCIL ☆ 📅	Instructor: Janie Gildow	Dates: Saturday 10am – 4pm Oct. 11	Page 8
DIGITAL CAMERA QUICKSTART 📷	Instructor: Robert Renfrow	Dates: Tuesday 10am – 4pm Oct. 14	Page 8



Teaching with the Art Institute has been as inspirational to me as the students. I admire their steadfast devotion to tackling a fearful technique, integrating knowledge of favorite subjects, and the awakening joy and ideas that lead to their personal, artistic expression.”

– Linda Feltner, Instructor since 2006

SESSION I

INTRO TO PHOTOSHOP ELEMENTS 12 & 13 📷	Instructor: Jay Pierstorff	Dates: 5 Thursday 1 – 4pm Oct. 16, 30, Nov. 6, 13, 20	Page 9
NATURE JOURNALING: EXPRESSIVE ENCOUNTERS IN THE DESERT ☆	Instructor: Catherine Nash	Dates: Saturday & Sunday 10am – 4pm Oct. 18 & 19	Page 9
BEHIND THE SCENES PHOTOWALK 📷 📅	Instructor: Jay Pierstorff	Dates: Friday 10am – 4pm, Saturday 7:30 – 12:30pm Oct. 24 & 25	Page 9
MAMMALOGY FOR ARTISTS ☆ 📅	Instructor: Rachel Ivanyi	Dates: Sunday 9am – 4pm Oct. 25	Page 9
FOCUS ON OPUNTIA: DRAWING PRICKLY PEAR & CHOLLA CACTI ☆ 📅	Instructor: Catherine Nash	Dates: Sunday 10am – 4pm Oct. 26	Page 10
SONORAN DESERT BIRDS II 🏠 📅 – Certificate Elective	Instructor: Linda Feltner	Dates: Friday, Saturday & Sunday 9am – 3pm Oct. 31, Nov. 1 & 2	Page 10
INTRO TO PLEIN AIR: CREATING OUTSIDE ☆ 📅	Instructor: Catherine Nash	Dates: Sunday 10am – 4pm Nov. 2	Page 10
INTRO TO NATURE PHOTOGRAPHY THE BASICS 📷 📅	Instructor: Robert Renfrow	Dates: 3 Saturdays 10am – 4pm Nov. 1, 8 & 15	Page 10
PORTFOLIO PREPARATION 🏠 📅 – Certificate Elective	Instructor: Janie Gildow	Dates: Friday, Saturday & Sunday 9am – 3pm Nov. 7, 8 & 9	Page 10
WEBSITES FOR ARTISTS & PHOTOGRAPHERS 📷 📅	Instructor: Jay Pierstorff	Dates: Sunday 9am – 3pm Nov. 9	Page 10

SESSION II

DRAWING BASICS FOR THE ULTIMATE BEGINNER 🏠 – Fulfills Pencil I Certificate Requirement	Instructor: Janie Gildow	Dates: 5 Mondays 9 – noon Nov. 10, 17, Dec. 1, 8, 15	Page 11
OUTDOOR SKETCHING & JOURNALING WITH WATER-SOLUBLE PENCILS & MIXED MEDIA ☆	Instructor: Janie Gildow	Dates: 5 Mondays 1 – 4pm Nov. 10, 17, Dec. 1, 8, 15	Page 11
MIXED MEDIA NATURE ILLUSTRATION 🏠 – Certificate Elective	Instructor: Rachel Ivanyi	Dates: 5 Tuesdays 9am – noon Nov. 11, 18, Dec. 2, 9, 16	Page 11
DESIGNING FOR SUCCESS 🏠 – Fulfills Composition Certificate Requirement	Instructor: Susan Morris	Dates: 5 Tuesdays 1 – 4pm Nov. 11, 18, Dec. 2, 9, 16	Page 11
COLOR MIXING 🏠	Instructor: Susan Morris	Dates: 5 Wednesdays 9am – noon Nov. 12, 19, Dec. 3, 10, 17	Page 11
PENCIL II 🏠	Instructor: Catherine Nash	Dates: 5 Wednesdays 9am – noon Nov. 12, 19, Dec. 3, 10, 17	Page 11

SESSION II – BEGINS WEEK OF NOVEMBER 10 THROUGH WEEK OF DECEMBER 16

WATERCOLOR II: THE ART OF GLAZING 🏠 – Fulfills Watercolor II Certificate Requirement	Instructor: Rick Wheeler	Dates: 5 Wednesdays 1 – 4pm Nov. 12, 19, Dec. 3, 10, 17	Page 12
PEN & INK WITH WATERCOLOR 🏠 – Fulfills Pen & Ink II Certificate Requirement	Instructor: Susan Morris	Dates: 5 Wednesdays 1 – 4pm Nov. 12, 19, Dec. 3, 10, 17	Page 12
FLOWER PORTRAITS IN COLORED PENCIL 🏠 – Certificate Elective	Instructor: Janie Gildow	Dates: 5 Thursdays 9am – noon Nov. 13, 20, Dec. 4, 11, 18	Page 12
PUTTING IT TOGETHER : WORKING WITH YOUR ANIMAL SKETCHES 🏠 – Certificate Elective	Instructor: Rachel Ivanyi	Dates: 5 Thursdays 1 – 4pm Nov. 13, 20, Dec. 4, 11, 18	Page 12
START HERE! ☆ 📅	Instructor: Janie Gildow	Dates: Friday & Saturday 9am – 3pm Nov. 14 & 15	Page 12
SPECIAL EFFECTS, HDR & COOL TOOLS! 📷 📅	Instructor: Jay Pierstorff	Dates: Sunday 10am – 4pm Nov. 16	Page 12
A BEGINNER'S GUIDE TO SCRATCHBOARD ☆ 📅	Instructor: Rick Wheeler	Dates: Sunday 10am – 4pm Nov. 16	Page 13
INTRO TO PHOTOSHOP ELEMENTS 12 TODAY'S DIGITAL DARKROOM 📷	Instructor: Robert Renfrow	Dates: 3 Tuesdays 10am – 4pm Nov. 18, Dec. 2, 9	Page 13
TURN A PHOTO INTO A PAINTING USING PHOTOSHOP ELEMENTS 12 📷	Instructor: Robert Renfrow	Dates: Wednesday 10am – 4pm Nov. 19	Page 13
BEHIND THE SCENES PHOTOWALK 📷 📅	Instructor: Jay Pierstorff	Dates: Friday 10am – 4pm, Saturday 7:30am – 12:30pm Nov. 21 & 22	Page 13
NATURAL HISTORY ART PAST & PRESENT WITH SILVERPOINT 🏠 📅 – Certificate Elective	Instructor: Rachel Ivanyi	Dates: Saturday & Sunday 10am – 4pm Nov. 22 & 23	Page 13
QUICK DRAW: PEN, PENCIL & INK ☆ 📅	Instructor: Rick Wheeler	Dates: Saturday & Sunday 10am – 4pm Nov. 22 & 23	Page 13
BEHIND THE SCENES PHOTOWALK 📷 📅	Instructor: Jay Pierstorff	Dates: Friday 10am – 4pm, Saturday 7:30am – 12:30pm Dec. 5 & 6	Page 14
DESERT PATTERNS IN SILK ☆ 📅	Instructor: Holly Swangstu	Dates: Saturday & Sunday 9am – 3pm Dec. 6 & 7	Page 14
COLOR IN OIL 🏠 – Certificate Elective	Instructor: Ada Koch	Dates: Friday, Saturday & Sunday 9am – 3pm Dec. 12, 13 & 14	Page 14
COMPOSITE TECHNIQUES & FINE ART PHOTOGRAPHY 📷 📅	Instructor: Jay Pierstorff	Dates: Saturday 10am – 4pm Dec. 13	Page 14

“Having taught photography at the Arizona Sonora Desert Museum Art Institute since its founding, I’ve seen many wonderful changes - modern classrooms, art galleries, a new library, an energetic new director - but all this would not amount to much without the great students who have come through our doors over the years.” – Robert Renfrow, Instructor since 2003



STUDENT ARTWORK
Far left: Judy Studwell; Middle: Miriam Kogan; Right: Sheron Goldenbogen

CLASS DESCRIPTIONS

Listed in chronological order by start date

COMMANDING CAMERA COMPOSITION ☆ 📷 📅

Instructor: Robert Renfrow

Prerequisite: None

Fee: \$55 museum members/\$105 nonmembers

Dates: Saturday | 10am - 4pm | Oct. 4

Dramatically improve the composition of your photographs quickly- without getting too wrapped up in all the technical details of camera function. This class will teach you how to "make" a photograph instead of just "taking" a snapshot. See instructive examples of simple techniques such as: framing, scale, asymmetrical balance, patterns, point of view, reflections, the "rule of thirds" and much more. You will be able to practice what you have learned in the classroom on the grounds of the Desert Museum with hands on guidance from your instructor. A great class for anyone both beginners and the more experienced photographers who want to make their photos look more polished!

DRAWING PLANT DETAILS IN PENCIL 🏠 - Certificate Elective

Instructor: Margaret Pope

Prerequisite: Pencil 1

Fee: \$150 museum members/200 nonmembers

Dates: 5 Mondays | 9am - noon | Oct. 6, 13, 20, 27, Nov. 3

Begin to learn the skills necessary to create botanical art that will visually represent and describe the natural world of plants in a scientifically accurate and aesthetically pleasing manner. Included in this class will be a brief history of botanical art tracing the development of the characteristic elements and artistic styles of illustration, drawing and painting traditional to this art form. You will learn basic plant morphology and the skills of careful observation and realistic drawing to help you portray perspective, dimension, form and detail. You will be using a microscope to observe the detail of plant structures. From these observations you will create detailed tonal drawings of plant structures in graphite pencil.

COLORED PENCIL I 🏠

Instructor: Janie Gildow

Prerequisite: None

Fee: \$150 museum members/\$200 nonmembers

Dates: 5 Mondays | 9am - noon | Oct. 6, 13, 20, 27, Nov. 3

Get started the right way! Learn how to use colored pencils from the ground up with an in-depth knowledge of the basics. Get acquainted with your pencils, learn different methods of application, explore color, and experience the unique effects that only the colored pencil can create. Easy exercises, copious handouts, informative examples and demos, along with unique presentations provide you with first-hand knowledge as you explore the wonderful world of the colored pencil.

COLORED PENCIL LAYERING 🏠 - Certificate Elective

Instructor: Margaret Pope

Prerequisite: Pencil I & Colored Pencil I

Fee: \$150 museum members/200 nonmembers

Dates: 5 Mondays | 1 - 4pm | Oct. 6, 13, 20, 27, Nov. 3

Color layering is a way to accomplish translucent and vibrant color in colored pencil work. You will learn to enhance realism by layering colors that will add dimension to the forms you create. This review will be the basis for understanding how to use layering to achieve the effects you desire to express your personal style. Instruction includes helpful tips, exercises in how to apply color, demonstrations and examples of professional work to show students the advantages of color layering. You will take home some useful finished exercises as a reference for future work. The confidence you gain with this in depth understanding of color layering will enable you to use color more effectively.

ADVANCED WATERCOLOR 🏠 - Certificate Elective

Instructor: Linda Feltner

Prerequisite: Watercolor 2

Fee: \$150 museum members/\$200 nonmembers

Dates: 5 Mondays | 1 - 4pm | Oct. 6, 13, 20, 27, Nov. 3

Take your prior experience in watercolor to a new level on your artistic journey. Challenge yourself with further exploration into the realm of reflected light, shadow, texture and atmosphere. Strengthen the foundation of your art with advanced techniques on subjects most familiar in the Sonoran desert.

INSECT ART, REAL OR IMAGINED 🏠 - Certificate Elective

Instructor: Rachel Ivanyi

Prerequisite: None - *suitable for all skill levels and any medium

Fee: \$150 museum members/200 nonmembers

Dates: 5 Tuesdays | 9am - noon | Oct. 7, 14, 21, 28, Nov. 4

Insects and other invertebrates look unreal at times, with their amazing variety of structures, appendages, color and pattern. Be inspired by real life subjects to create your own fantasy creature, or get lost in the beauty of reality. Your options are endless. Enjoy observing and interpreting living and non-living specimens from the extensive ASDM collection. Bring your media of choice. The instructor will teach and challenge you to cross the boundary from casual observation into a world of fantastic shapes and endless patterns, and help you determine and develop your project of choice. Use a microscope and/or magnifying glass to discover the amazing underlying structure of invertebrates. Expand your view of these beautiful animals by taking a closer look while you hone your design, sketching, drawing, or painting skills.

"One of the reasons I just love teaching at the Desert Museum is because it seems to draw some of the most interesting and dynamic folk...people who bring their life experience and perspectives to the table, or more accurately, the drawing board! I gain and learn so much from my students...a true gift in my life." - Catherine Nash, *Instructor since 2003*



FOCUS ON THE SEA OF CORTEZ 🏠 - Certificate Elective

Instructor: Rachel Ivanyi

Prerequisite: None - *suitable for all skill levels and any medium

Fee: \$150 museum members/\$200 nonmembers

Dates: 5 Tuesdays | 1 - 4pm | Oct. 7, 14, 21, 28, Nov. 4

A watercolor workshop on creatures that live in the water - how appropriate is that? Participants will enjoy sketching behind the scenes and in the Museum's Warden Aquarium - Rivers to the Sea. Here you'll find sea-horses, eels, angelfish and sharks, to name a few, all of which can be fabulous subjects for watercolor works. Learn about the various animal groups represented in the new exhibit from a scientific illustrator's perspective. Take your sketches and photo reference back to the studio to further your watercolor studies. Top-notch instruction from a professional scientific illustrator will give artists of all abilities the skills and information required for marine subjects, along with a broader perspective on the underwater parts of the Sonoran Desert Region.

DIGITAL "POINT & SHOOT" CAMERA PRIMER 📷

Instructor: Robert Renfrow

Prerequisite: None

Fee: \$55 museum members/\$105 nonmembers

Dates: Tuesday | 10am - 4pm | Oct. 7

Are you a beginner with a point and shoot camera that you would like to understand better? This informative class will help you get more out of these small but capable cameras. Learn to lock focus for asymmetrical balance, overcome backlighting with exposure lock, use exposure compensation, set white balance, and creative techniques using the programmed shooting modes. Learn about camera Raw vs jpeg and selecting the proper resolution. This is a class designed to get you up and running with your point and shoot.

WATERCOLOR FOR THE TIMID & TERRIFIED ☆

Instructor: Susan Morris

Prerequisite: None

Fee: \$150 museum members/\$200 nonmembers

Dates: 5 Wednesdays | 9am - noon | Oct. 8, 15, 22, 29, Nov. 5

Hello Watercolors! This is a great introductory class to help take the fear and anxiety out of using watercolor. Make friends with watercolor brushes, paints and paper. Explore basic techniques through simple exercises and get comfortable with this versatile medium. Have a first encounter with color theory and mixing. Gain confidence in a friendly atmosphere with weekly demonstrations and lots of personal attention... preparing you to "tame the beast."

ANIMAL SKETCHING 🏠 - Certificate Elective

Instructor: Catherine Nash

Prerequisite: None

Fee: \$155 museum members/\$205 nonmembers

Dates: 5 Wednesdays | 9am - noon | Oct. 8, 15, 22, 29, Nov. 5

Practice drawing desert animals and birds from life. No, they won't sit still! But the introductory study of animal skeletal and muscular structures will start the exciting journey of drawing from life. Become familiar with the basic shapes and structures that will lead to a greater understanding of animal form. Create a more informed drawing and enhance the drawing process along the way. Participants will learn to note behaviors and observe gestures and attitudes of movement, while learning to interpret the subject with a fluidity of mark-making.

PEN & INK I 🏠

Instructor: Susan Morris

Prerequisite: None

Fee: \$150 museum members/\$200 nonmembers

Dates: 5 Wednesdays | 1 - 4pm | Oct. 8, 15, 22, 29, Nov. 5

Discover how ink can be utilized as a complete medium, rather than just being a tool to begin a great piece of art. In this class you get to work with a fascinating and timeless illustration medium by using age-old materials and contemporary ink filled pens. Learn different options for materials, learn a variety of strokes, experiment with different techniques for creating the illusion of textures and create a wide range of values. All of this with just black on white. Class time is divided into instructor lectures, demonstrations and individualized attention during studio time.

MIXED MEDIA SCRATCHBOARD 🏠 - Certificate Elective

Instructor: Rick Wheeler

Prerequisite: Pencil I & Scratchboard I, OR Pencil I & Pen & Ink I or equivalent

Fee: \$150 museum members/\$200 nonmembers

Dates: 5 Thursdays | 9am - noon | Oct. 9, 16, 23, 30, Nov. 6

The class is for students who have had experience with the black and white use of this 19th Century illustrative medium and are ready to branch out with this technique that lends itself to the creation of detailed landscapes and realistic depictions of flora and fauna. This class is also open to more experienced scratchboard artists who have yet to practice the art of incorporating painting mediums into the drawing work. Rick will instruct each student at their own pace and will cover how you can incorporate multiple options of different media and color into your scratchboard creations.

TEXTURES IN COLORED PENCIL: FUR & FEATHERS 🏠 - *Certificate Elective***Instructor:** Janie Gildow**Prerequisite:** Colored Pencil 1**Fee:** \$155 museum members/\$205 nonmembers**Dates:** 5 Thursdays | 9am – noon | Oct. 9, 16, 23, 30, Nov. 6

Whether or not you are working toward your Nature Art Certificate or are just interested in animals, it is helpful to understand hair, fur, and feathers—and how to recreate them. The basic characteristics that you learn here can carry over into any other medium, but here you'll use colored pencil to render hair and fur easily—and you'll learn all about feathers, too because live animals from the museum collection are part of the experience. This class addresses long hair, short fur, stripes, and multicolored fur and also covers all aspects of feathers. Sound complicated? Not at all! Once you learn the general characteristics, you just add the color!

ACRYLICS: A PAINTERLY APPROACH 🏠 - *Certificate Elective***Instructor:** Rick Wheeler**Prerequisite:** None**Fee:** \$150 museum members/\$200 nonmembers**Dates:** 5 Thursdays | 1 – 4pm | Oct. 9, 16, 23, 30, Nov. 6

The term 'painterly' refers to a looser approach to painting, where a more impressionistic, less detailed style of work is sought. With a painterly approach the student will strive for evident brushstrokes, textured surface, simpler forms, and the use of such techniques as 'dry brush.' Demos will include the 'blocking in' of major shapes, as we work towards a finished painting by layering thick, opaque over thin, transparent pigment. This class will also cover the use of blending and 'glazing' applications of paint. Our subjects will be landscape (large or small views) and wildlife. We'll work from photos: either one of your own or someone's you have permission to use (instructor will also bring a number of photos of his own for students to use). The focus of the class will not be to copy a photo, but to interpret it, which the instructor will demonstrate and explain in class.

MATTING & FRAMING YOUR ART WITHOUT DEPLETING YOUR WALLET ☆**Instructor:** Janie Gildow**Prerequisite:** None**Fee:** \$100 museum members/\$150 nonmembers**Dates:** 2 Fridays | 9am – 3pm | Oct. 10 & 17

Penetrate the mystique—it's not a closed shop open only to commercial use. You can painlessly mat and frame your own work—and you'll learn how to do it in this class. You'll be amazed at how easy it is—and how affordable. Learn how and where to buy materials. Use the professional mat cutter provided to cut your own mats. You'll receive essential information on options, techniques and supplies, and acquire plenty of other great tips.

PHOTOGRAPHY BASICS: LEARN IT! DO IT! 📷 📅**Instructor:** Jay Pierstorff**Prerequisite:** None**Fee:** \$105 museum members/\$155 nonmembers**Dates:** Saturday & Sunday | 10am – 4pm | Oct. 11 & 12

Have an adjustable digital camera? Not sure what all those controls do? Then this class is for you. Join Instructor Jay Pierstorff as you spend time learning the fundamentals of adjustable cameras. Learn it: Watch the demo. Take notes. Now go outside and do it! Go from the classroom to the Museum grounds and practice what you just learned. This class is for those who have an adjustable camera such as a DSLR or a superzoom that has shutter speeds, f/stops and a zoom or interchangeable lenses. Learn what all those adjustments do, and when to use what. Learn how better pictures are made through camera adjustments and properly composing the image.

PRESERVING THE DESERT IN STONE WITH COLORED PENCIL ☆ 📅**Instructor:** Janie Gildow**Prerequisite:** None**Fee:** \$55 museum members/\$105 nonmembers**Dates:** Saturday | 9am – 3pm | Oct. 11

Take a day to try something new. Apply colored pencil to a very unique surface: stone! Using a very special process, the surface of any stone can be prepared to accept the wax-based colored pencil. With the desert of the Southwest as your inspiration, choose your subject and preserve it in full color on stone. Detail and color building are easy and fun. Be prepared: your completed images will be unique and outstanding. Light-colored 6x6" stone tiles will be available for purchase in class—or bring your own light-colored tile (6x6" or 12x12").

DIGITAL CAMERA QUICKSTART 📷**Instructor:** Robert Renfrow**Prerequisite:** None**Fee:** \$55 museum members/\$105 nonmembers**Dates:** Tuesday | 10am – 4pm | Oct. 14

You can't make heads or tails out of your digital camera and the user's manual seems to be in Greek, why spend days trying to figure it out by yourself? This is a short but focused class that will quickly get you started on how to use your digital camera. Find out the six basic settings you need to know for proper camera use. Learn how set proper resolution for attaching photos to an email or for printing, what the pop up flash can and cannot do, lock focus, set the white balance, and creative techniques using the programmed shooting modes. Learn about camera Raw vs. jpeg. Tips on easy ways to improve composition will also be offered. If you don't have time for a long photo class but still want to shoot with your camera off of "Auto" this class is for you!

INTRO TO PHOTOSHOP ELEMENTS 12 & 13 📷**Instructor:** Jay Pierstorff**Prerequisite:** None**Fee:** \$150 museum members/\$200 nonmembers**Dates:** 5 Thursdays | 1 – 4pm | Oct. 16, 30, Nov. 6, 13, 20 - **No class Oct. 23**

Learn how to use Adobe Photoshop Elements, a low-cost yet powerful tool, to learn the basics of digital image processing. Practice how to adjust colors, use layers, combine parts of one image with another (great for making reference photos to paint from), restore old photos, clear complexions, add text and graphics and even learn how to make digital paintings using many of the brushes found in Photoshop Elements. Take the next step with digital photographs, in this beginner-friendly class. Photoshop Elements Version 12 is the most current as this catalog is going to press. Adobe normally releases a new version each year in September. Students may use either Photoshop Elements newest version or the previous one.

Class Requirements: Bring your laptop or portable computer to class with Adobe Photoshop Elements most current version or the one previous. As of this publication date Version 12 is the most current, but Adobe releases a new version in September each year. You may also use the downloadable, free trial version available at Adobe.com. It is fully functional for 30 days. You should be comfortable with your computer such as moving files and basic operations as these things will not be covered in class.

NATURE JOURNALING: EXPRESSIVE ENCOUNTERS IN THE DESERT ☆**Instructor:** Catherine Nash**Prerequisite:** None**Fee:** \$105 museum members/\$155 nonmembers**Dates:** Saturday & Sunday | 10am – 4pm | Oct. 18 & 19

Celebrate our unique Sonoran Desert through a series of sketching and journaling exercises as you learn how to capture intimate experiences in nature using pen, watercolor pencils, collage and writing. Draw and paint, record questions and observations, label particular species, write about your feelings as you create multiple pages of colorful encounters with wildflowers, cacti, animals, birds and the beautiful desert landscape. Nature journaling can be a playful, creative and inspiring way to develop observational abilities and record expressive and meaningful outdoor experiences. You have possibility to capture the feeling of a particular moment: conjuring up smells, sounds of birds, the feel of the wind and warmth of sunlight on one's skin, a visceral memory in nature that can be enjoyed for years to come. The focus in this nature journaling workshop is to relax, take a closer look, notice, wonder, enjoy the moment and have creative fun in the desert.

BEHIND THE SCENES PHOTOWALK 📷 📅**Instructor:** Jay Pierstorff**Prerequisite:** None**Fee:** \$135 museum members/\$185 nonmembers**Dates:** Friday 10am – 4pm, Saturday | 7:30am – 12:30pm | Oct. 24 & 25

A professional photographer and staff animal keeper join forces to create two days of exciting picture taking opportunities. This class is for photography enthusiasts of all skill levels no matter what kind of camera you have. Lots of opportunities to learn, take pictures, ask questions and experience the Desert Museum from the inside out.

DAY 1: Instructor Jay Pierstorff shares techniques for photographing hummingbirds, raptors, and other animals in zoos, museums as well as in the wild. Then take your camera out on the Desert Museum grounds to practice what you have learned.

DAY 2: Shawnee Riplog-Peterson, ASDM Curator of Mammalogy and Ornithology joins the class. Get your cameras ready for a morning of non-stop action with animals that are alert and active. You'll also visit many "behind the scenes" areas of the Desert Museum that are not open to the general public.

Bring your camera, extra memory cards, charged batteries, desert walking shoes, wide brimmed hat, sunscreen and water. You may walk up to a mile a day. Join us for a unique experience that has students returning again and again. Learn about animal photography coupled with an up-close experience of how things work behind the scenes. Take some great pictures, make some new friends, and have a lot of fun!

FOR ADDITIONAL BEHIND THE SCENES PHOTOWALK DATES SEE PAGES 13 & 14

Because of the limited "behind the scenes" areas this class only has room for 10 people and fills up quickly. Call or sign up online today (mailed registrations cannot be guaranteed for this class.)

MAMMALOGY FOR ARTISTS ☆ 📅**Instructor:** Rachel Ivanyi**Prerequisite:** None - *suitable for all skill levels and any medium**Fee:** \$70 museum members/\$120 nonmembers**Dates:** Sunday | 9am – 4pm | Oct. 25

"One of the great pleasures of being a scientific illustrator was my science education and exposure to laboratory classes where I could learn about the intricate and amazing similarities and differences among animals. As an artist, I have made use of that knowledge to better understand how to depict animals accurately, whether with a lot of detail or minimal lines."
- *Instructor, Rachel Ivanyi*

This workshop is set up to give art students a taste of a lab class, to gain their own appreciation and understanding of what goes on under the hair of mammals. Studying the skull and entire skeletal system will give a glimpse into the animal's lifestyle, and help with life sketching. Students learn to identify different mammal groups from skulls alone, and also gain a better understanding of the skeleton and postures. See connections from skeleton to living animal for developing life-like poses. Spend the day developing your personal skull and bone identification journal, with special focus on Sonoran Desert mammals. Be inspired by the sculptural qualities of the skulls and bones themselves.

FOCUS ON OPUNTIA: DRAWING PRICKLY PEAR & CHOLLA CACTI ☆ 📅**Instructor:** Catherine Nash**Prerequisite:** None**Fee:** \$55 museum members/\$105 nonmembers**Dates:** Sunday | 10am – 4pm | Oct. 26

How incredible is our unique Sonoran Desert with the diversity of its plant life? In this workshop the focus is on the family of Opuntia cacti: prickly pears and chollas. Learn how to capture distinct patterns of segmented growth and varied spines. Experience fun yet abbreviated methods of expressive mark-making. Dig deeper to discover the interdependence of life around Opuntia. Explore how animals, birds and insects depend upon Opuntia and how humans use these cacti. Reflect on these prolifically growing and life-giving desert plants as you also practice drawing living specimens *en plein air* on the museum grounds.

SONORAN DESERT BIRDS II 🏠 📅 - Certificate Elective**Instructor:** Linda Feltner**Prerequisite:** Drawing I & Sonoran Desert Birds Workshop I (or equivalent experience)**Fee:** \$155 museum members/\$205 nonmembers**Dates:** Friday, Saturday & Sunday | 9am – 3pm | Oct. 31, Nov. 1 & 2

Take your bird drawing skills up a notch! This workshop will move beyond bird drawing basics and concentrate on techniques and skills that will achieve greater accuracy. Developing critical observation we will improve our sketching skills. Observing live birds will enhance the study of form, balance, and movement. Further techniques for drawing and painting feathers as well as eyes, beaks and feet, will provide greater confidence and accuracy. Our study will include slides, specimens, as well as the engaging avian ambassadors from the desert museum.

INTRO TO PLEIN AIR: CREATING OUTSIDE ☆ 📅**Instructor:** Catherine Nash**Prerequisite:** Some drawing experience is helpful**Fee:** \$55 museum members/\$105 nonmembers**Dates:** Sunday | 10am – 4pm | Nov. 2

Never drawn or painted outdoors? In this one day introductory workshop, you will create *en plein air*... a French term for *in the open air*. Gain skills in translating the larger shapes of landscape into exciting compositions and experiment with the interplay and balance of the light and color of the desert. Learn tips and techniques such as how to capture quick, dynamic studies of nature with fresh and brilliant results.

INTRO TO NATURE PHOTOGRAPHY THE BASICS 📷 📅**Instructor:** Robert Renfrow**Prerequisite:** None**Fee:** \$150 museum members/\$200 nonmembers**Dates:** 3 Saturdays | 10am – 4pm | Nov. 1, 8 & 15

Taking great photographs of our amazing desert southwest is both fun and rewarding but using today's complex digital cameras can be a challenge for the beginner. This introductory class will provide you with a solid foundation in the fundamentals of digital photography. Starting with an overview of camera types, equipment and accessories will give you a clear idea of what equipment you may- or may not need. You will receive coherent explanations of camera functions such as f/ stops, shutter speeds, light metering, setting proper resolution, file formats Raw vs Jpeg, white balance, depth of field and more. Enjoy working on location at the Desert Museum under the guidance of your instructor while practicing what you have studied in class.

This is a beginner friendly class and is also very thorough. Get your camera off of Auto and see what you can do!


PORTFOLIO PREPARATION 🏠 📅 - Certificate Elective**Instructor:** Janie Gildow**Prerequisite:** None, but it is helpful to have experience**Fee:** \$150 museum members/\$200 nonmembers**Dates:** Friday, Saturday & Sunday | 9am – 3pm | Nov. 7, 8 & 9

Presenting yourself and your art in a professional way should be your goal from the time you make the decision to enter the Nature Illustration Certificate Program until you receive your certificate. Don't wait until the last minute to take this class; it's packed with information that you can use and apply to all your classes along the way. Work toward the portfolio review with the perspective you need – and the time to effectively implement your goals- because this class with answer all your questions in plenty of time for you to be totally ready. Take a close look at the portfolio- what goes in it, how to present it, and how to plan for it. Learn how to write a professional Artist's Statement, prepare the Artist's Bio, and create an Artist's Resume. Learn how to create an appropriate artist's signature and how to effectively (and inexpensively) mat and frame your work.

WEBSITES FOR ARTISTS & PHOTOGRAPHERS 📷 📅**Instructor:** Jay Pierstorff**Prerequisite:** Must have working knowledge of your computer**Fee:** \$55 museum members/\$105 nonmembers**Dates:** Sunday | 9am-3pm | Nov. 9

Need a website to showcase your art and don't know where to begin? How about explanations in plain English with lots of visual examples, ideas and helpful suggestions? Learn how to build a powerful website that represents your art in the way you want, quickly and easily without writing a single line of computer code. You can build a custom website and keep it updated easily with the skills and tools you will learn in this class.

This class covers: types of websites, how to get started with a domain name, hosting, costs and options, selling your art online, watermarks and copyrights concerns, search engine optimizations, client mailing lists, mistakes to avoid, how to photograph paintings, jewelry and dimensional art for your website, and much more. You will have the opportunity to get started on your own sample website so be sure to bring your laptop computer. This fast paced, fun and informational class will prepare you to create your own website.



"I feel so fortunate to be a part of the Art Institute family and to be able to interact with artists as a fellow student, instructor and friend. The degree of dedication that students have is as great as the inspiration the Desert Museum gives them."

– Janie Gildow, *Instructor since 2003*

DRAWING BASICS FOR THE ULTIMATE BEGINNER 🏠 - Fulfills Pencil I Certificate Requirement**Instructor:** Janie Gildow**Prerequisite:** None**Fee:** \$150 museum members/\$200 nonmembers**Dates:** 5 Mondays | 9am – noon | Nov. 10, 17, Dec. 1, 8, 15 - **No class Nov. 24**

Have you always wanted to learn how to draw—but haven't had a chance to learn—or haven't had the nerve to try? Get started right now! Drawing requires learning how to see—and that's about all there is to it. Easy exercises persuade you to slow down, focus on looking, and before you know it, you're drawing - just as simple as that. This class will get you started painlessly by introducing you to the very basics and consequently will provide you with an excellent foundation for any of the other drawing classes at the art institute. You'll draw what you see—and you'll even learn to draw what isn't there. Learn all about pencils, surfaces, drawing aids, techniques and equipment. This class is a non-certificate course and is for the beginning artist who has little or no previous drawing experience.

OUTDOOR SKETCHING & JOURNALING WITH WATER-SOLUBLE PENCILS & MIXED MEDIA ☆**Instructor:** Janie Gildow**Prerequisite:** None**Fee:** \$150 museum members/\$200 nonmembers**Dates:** 5 Mondays | 1 – 4pm | Nov. 10, 17, Dec. 1, 8, 15 - **No class Nov. 24**

Whether you like to sketch or write, this class is all about using fun techniques to illustrate your journal pages. Capture the wonder and beauty of the Southwest with water-soluble pencils and choose from a variety of other materials, techniques, and approaches including: acrylic, watercolor, inks, markers, collage, stamping, overlays, and more. Combine your favorites in your own unique and special journal as you explore and record the treasures of the Southwest at the Desert Museum.

MIXED MEDIA NATURE ILLUSTRATION 🏠 - Certificate Elective**Instructor:** Rachel Ivanyi**Prerequisite:****Fee:** \$155 museum members/\$205 nonmembers**Dates:** 5 Tuesdays | 9am – noon | Nov. 11, 18, Dec. 2, 9, 16 - **No class Nov. 25**

What is your favorite nature subject to paint or draw? Insects? Lizards? Agave? Birds? All of the above? This class will cover mixed media techniques for developing realistic or stylized nature illustrations. We will explore ways to tell a story with your illustration, whether a single animal study, or more involved scene. A variety of live and mounted plant and animal subjects will be available each week for your inspiration and reference, and students will have the option to focus on whatever group they like. This class is for those students who want exposure to more traditional natural science illustration techniques, but still allows the freedom and flexibility for those who want to be more non-representational and use nature as inspiration.

DESIGNING FOR SUCCESS 🏠 - Fulfills Composition Certificate Requirement**Instructor:** Susan Morris**Prerequisite:** None**Fee:** \$150 museum members/\$200 nonmembers**Dates:** 5 Tuesdays | 1 – 4pm | Nov. 11, 18, Dec. 2, 9, 16 - **No class Nov. 25**

Amplify your ability to plan your next painting or photograph so your work stands out from the crowd. Enjoy this opportunity to unlock the mystery of composition in fine art. Indulge your artist's eye as you browse through a visual presentation of well-known paintings. Diagram fine art and become familiar with various parts that make up the whole. Acquire the tools to enhance your own artistic expression. Class exercises will encourage you to analyze line, shape, value, color and structure. Discover how fun and empowering it is to diagram paintings and have the confidence to plan your next piece.

COLOR MIXING 🏠**Instructor:** Susan Morris**Prerequisite:** None**Fee:** \$150 museum members/\$200 nonmembers**Dates:** 5 Wednesdays | 9 – noon | Nov. 12, 19, Dec. 3, 10, 17 - **No class Nov 26**

This could be one of the most helpful classes you will ever take. Take command of color and gain valuable experience and create the broadest possible spectrum of colors from a limited few. Explore the full potential of color: basic color theory, the properties and attributes of paints and get answers to many of your questions. Lots of exercises, discussion and demonstrations will show you how to create the depth, mood and color you really want. Familiarize yourself with the code to buying quality paints, and create a color reference, which can be used throughout your artistic career. Watercolors will be used in class; however, the principles apply to acrylics, gouache, inks, oils, casein and egg tempera.

PENCIL II 🏠**Instructor:** Catherine Nash**Prerequisite:** Pencil I**Fee:** \$150 museum members/\$200 nonmembers**Dates:** 5 Wednesdays | 9 – noon | Nov. 12, 19, Dec. 3, 10, 17 - **No class Nov 26**

Drawing a wide array of objects from the Desert Museum's extensive natural history collection will be a fun and inspiring experience. This class is a perfect opportunity to hone your hand-to-eye coordination to draw what you see not what you think you see. As you gain increased skills to draw with correct proportion and shape, you will also refine the expression of light on form to render deeper space. Practice skills necessary to draw varied textures by learning mark-making and blending techniques. Explore the possibilities of graphite pencil, loosen up and gain fluidity. All of these activities will help you to creatively express yourself while you fine-tune the quality of your drawings.

WATERCOLOR II: THE ART OF GLAZING🏠 - *Fulfills Watercolor II Certificate Requirement***Instructor:** Rick Wheeler**Prerequisite:** Watercolor I**Fee:** \$150 museum members/\$200 nonmembers**Dates:** 5 Wednesdays | 1 - 4pm | Nov. 12, 19, Dec. 3, 10, 17 - **No class Nov 26**

Depth of color, layers of light, saturated shadows and convincing textures are all things you can accomplish when you hone your watercolor glazing skills. If you have a base of watercolor painting knowledge and color theory you are ready for this next step. This class offers you professional demonstrations as well as providing studio time to work on personal projects with an instructor who is passionate about giving you constant, personalized feedback and continued demonstrations per your individualized needs. This class is ideal for landscape painting if you want to create a finished work, but all subject matter is appropriate as you work on new techniques. You may also have the option to borrow natural items from the museum collection to paint, or bring in your own photos to work from.

PEN & INK WITH WATERCOLOR🏠 - *Fulfills Pen & Ink II Certificate Requirement***Instructor:** Susan Morris**Prerequisite:** Pen & Ink I**Fee:** \$150 museum members/\$200 nonmembers**Dates:** 5 Wednesdays | 1 - 4pm | Nov. 12, 19, Dec. 3, 10, 17 - **No class Nov 26**

Have you ever wished there was a little more punch to your pen & ink drawings, or wanted some crisp details in your watercolors? You can accomplish both when you put these two timeless and traditional illustrative mediums together. Learn, or get a refresher course, of the basic techniques of both mediums. Demos, lectures, and individual attention are all offered in a friendly atmosphere so you can learn some of the essential tricks to putting these traditional mediums together and make the results really stand out.

FLOWER PORTRAITS IN COLORED PENCIL🏠 - *Certificate Elective***Instructor:** Janie Gildow**Prerequisite:** Colored Pencil I**Fee:** \$150 museum members/\$200 nonmembers**Dates:** 5 Thursdays | 9 - noon | Nov. 13, 20, Dec. 4, 11, 18 - **No class Nov 27**

Let flowers bring out the creative artist in you as you enhance their luscious color with the power of the colored pencil. Work from live flowers: sketch and draw, take reference photos, and concentrate on color, light, and shadow. Color formulas will get you started, detailed and individual instruction will guide you in color application and the effective use of light and shadow. Capture the fleeting beauty of these blooms in portraits that you can keep and treasure.

PUTTING IT TOGETHER : WORKING WITH YOUR ANIMAL SKETCHES🏠 - *Certificate Elective***Instructor:** Rachel Ivanyi**Prerequisite:** None - *suitable for all skill levels and any medium**Fee:** \$150 museum members/\$200 nonmembers**Dates:** 5 Thursdays | 1 - 4pm | Nov. 13, 20, Dec. 4, 11, 18 - **No class Nov 27**

Come to class with live animal drawing experience and the instructor will take you through the process of creating a finished piece using your animal sketches and reference photos. You may come with a project in mind or spend the first day creating your project concept. You will learn illustration tips and techniques from a professional who will help you in a personalized way while exposing you to many inspiring examples. Multi-medias/styles/ and all skill levels are welcome. Perfect for students who have taken Animal Sketching or Animal Life Drawing! Some mounted animal models, plants, and nature specimens will be available each week for students that want to continue developing their sketching skills, while learning about the project process, and being inspired by fellow students.

START HERE! ☆ 📅**Instructor:** Janie Gildow**Prerequisite:** None**Fee:** \$105 museum members/\$155 nonmembers**Dates:** Friday & Saturday | 9am - 3pm | Nov. 14 & 15

Get acquainted with a variety of art materials. Experiment with graded pencils, assorted brushes, pens, erasers, lifters, and many more. Find out all about different kinds of papers and surfaces. This class isn't about drawing - it's more about playing and experimenting. And it's all about introducing you to the materials and tools of art while providing you with the skills to use and manipulate them successfully and confidently. On completion, you'll find it easy to move into other classes because you are already familiar with materials you'll need.

SPECIAL EFFECTS, HDR & COOL TOOLS! 📷 📅**Instructor:** Jay Pierstorff**Prerequisite:** None**Fee:** \$55museum members/\$105 nonmembers**Dates:** Sunday | 10am - 4pm | Nov. 16

In this class, you will learn about some of the newest and most useful special effects and tools available for digital photography and art. Learn tips and tricks for creating powerful, cutting-edge effects only possible with the advent of digital cameras and computer technology. Learn about High Dynamic Range (HDR) photography, how it works, and how to do it with adjustable cameras. This class covers techniques for all kinds of cameras and processing images using computer software. If you create digital art or own a point and shoot, a superzoom or a DSLR and a computer to process your images, this class is for you! See demonstrations of the latest computer software effects including tools for Adobe Photoshop, Photoshop Elements and other programs that can create special effects. Note-taking materials are suggested, take-home materials will be provided so you can practice your new skills at home!

A BEGINNER'S GUIDE TO SCRATCHBOARD ☆ 📅**Instructor:** Rick Wheeler**Prerequisite:** None**Fee:** \$55 museum members/\$105 nonmembers**Dates:** Sunday | 10am - 4pm | Nov. 16

Do you have a tight schedule and have time for only one day in our classroom? Are curious about our scratchboard class offerings but not quite ready to jump into a five-week class? In this fun hands-on workshop you will be introduced to a popular illustration technique that uses sharp tools to draw into a thin layer of china clay traditionally coated with black India ink. If you desire some experience with a popular medium that allows for highly detailed artwork to be created this is a great place to start!

INTRO TO PHOTOSHOP ELEMENTS 12 TODAY'S DIGITAL DARKROOM 📷**Instructor:** Robert Renfrow**Prerequisite:** Basic computer skills such as how to make and open folders**Fee:** \$150 museum members/\$200 nonmembers**Dates:** 3 Tuesdays | 10am - 4pm | Nov. 18, Dec. 2, 9 - **No class Nov. 25**

Whether you are a photographer using a digital camera, or a painter who takes digital photos for reference or for documenting your paintings, knowing what to do with your digital images after taking the shot is essential. Learn to use Adobe Photoshop Elements 12- a low cost yet powerful tool for basic digital image processing. Beginners will learn easy ways to correctly size images for either printing or emailing, remove color tints, use layers, select parts of one image to add to another (great for making reference photos to paint from), retouch, get rid of red eye, add text and find out how to "rescue" a poorly exposed photograph. Wish you hadn't taken the family reunion photograph with that telephone pole sticking out of the top of your kid's head? It's an easy fix in Photoshop! If you are ready to take the next step with your digital photographs this "beginner friendly" class is for you.

TURN A PHOTO INTO A PAINTING USING PHOTOSHOP ELEMENTS 12 📷**Instructor:** Robert Renfrow**Prerequisite:** Basic computer skills such as how to make and open folders**Fee:** \$55museum members/\$105 nonmembers**Dates:** Wednesday | 10am - 4pm | Nov. 19

Turn your photographs into paintings! Learn to use a variety of tools, filters and techniques in order to alter a photograph, either a little or a lot, so it looks like a painting or a drawing. This fun class is especially great for those of you who wish you were a better painter but haven't had much luck with brushes and canvas. You'll love painting with a mouse! Also for the more experienced painters, this class will broaden your art horizons.

BEHIND THE SCENES PHOTOWALK 📷 📅**Instructor:** Jay Pierstorff**Prerequisite:** None**Fee:** \$135 museum members/\$185 nonmembers**Dates:** Friday 10am - 4pm, Saturday 7:30am - 12:30pm | Nov. 21 & 22

A professional photographer and staff animal keeper join forces to create two days of exciting picture taking opportunities. This class is for photography enthusiasts of all skill levels no matter what kind of camera you have. Lots of opportunities to learn, take pictures, ask questions and experience the Desert Museum from the inside out.

FOR FULL DESCRIPTION SEE PAGE 9 | FOR ADDITIONAL BEHIND THE SCENES PHOTOWALK DATES SEE PAGES 9 & 14

Because of the limited "behind the scenes" areas this class only has room for 10 people and fills up quickly. Call or sign up online today (mailed registrations cannot be guaranteed for this class.)

NATURAL HISTORY ART PAST & PRESENT WITH SILVERPOINT 🏠 📅 - *Certificate Elective***Instructor:** Rachel Ivanyi**Prerequisite:** None - *suitable for all skill levels and any medium**Fee:** \$105 museum members/\$155 nonmembers**Dates:** Saturday & Sunday | 10am - 4pm | Nov. 22 & 23

Explore zoological art history and see how the naturalist-illustrator's experience, role, and tools have changed over time. Learn about the masters, including Ernst Haeckel, Rosel von Rosenhof, and Louis Agassiz Fuertes. Then explore historical techniques and how to apply them using modern equivalents. Create your own natural history plate compositional sketch, learn antiquing techniques, and try your hand at silverpoint drawing. Art history courses rarely cover this specialized field of amazing scientist-artists. Come be inspired to keep the tradition alive!

QUICK DRAW: PEN, PENCIL & INK ☆ 📅**Instructor:** Rick Wheeler**Prerequisite:** None**Fee:** \$105 museum members/\$155 nonmembers**Dates:** Saturday & Sunday | 10am - 4pm | Nov. 22 & 23

What is more appealing to both artists and non-artists alike than a simple, portable system for jotting those quick drawings down before the bus leaves? Learn easy ways to draw what you see and create a memory that will last you a lifetime. Quick drawings are ideal for travel, and the addition of using inks will enhance your sketches. Yes, you can do this and have fun while you are at it. If you are not an artist, this class is for you. The non-threatening atmosphere and fun exercises are guaranteed to bring results. Whether you want to enhance your travel journal or just draw for pleasure, this class will revitalize your creativity and make your inner artist jump for joy.

BEHIND THE SCENES PHOTOWALK 📷 📅

Instructor: Jay Pierstorff
Fee: \$135 museum members/\$185 nonmembers
Prerequisite: None
Dates: Fri. 10am – 4pm, Sat. 7:30 – 12:30pm | Dec. 5 & 6

A professional photographer and staff animal keeper join forces to create two days of exciting picture taking opportunities. This class is for photography enthusiasts of all skill levels no matter what kind of camera you have. Lots of opportunities to learn, take pictures, ask questions and experience the Desert Museum from the inside out.

FOR FULL DESCRIPTION SEE PAGE 9 | FOR ADDITIONAL BEHIND THE SCENES PHOTOWALK DATES SEE PAGES 9 & 13

Because of the limited "behind the scenes" areas this class only has room for 10 people and fills up quickly. Call or sign up online today (mailed registrations cannot be guaranteed for this class.)

DESERT PATTERNS IN SILK ☆ 📅

Instructor: Holly Swangstu
Fee: \$145 museum members/\$195 nonmembers
Prerequisite: None – No art experience required & supplies included
Dates: Saturday & Sunday | 9am – 3pm | Dec. 6 & 7

Introduce yourself to the exciting art of silk painting in this 2-day workshop held on the beautiful grounds of the Desert Museum. You will learn about professional silk dyes, how to mix, apply and set the dye using two age old techniques: The Arashi Shibori Technique where you wrap the fabric on a pole to create a design, and the Serti Method where you paint directly on stretched fabric to create more intricate paintings. The instructor will personalize both methods to meet the needs of each unique student making the class fun and challenging for someone who desires instant gratification and for the person who prefers a more detailed project. This workshop will take you through the process of creating your idea and patterns specifically from the flora and fauna of the inhabitants of the museum. Come join Holly who has taught silk painting for all ages and levels for 20 years. **All supplies included** in the fee for 2 silk scarves.

COLOR IN OIL 🏠 – Certificate Elective

Instructor: Ada Koch
Fee: \$150 museum members/\$200 nonmembers
Prerequisite: Some Oil Painting Experience helpful but not necessary
Dates: Friday, Saturday & Sunday | 9am – 3pm | Dec. 12, 13 & 14

"Color in Oil" will take your creative expression in oil painting to a new level by providing intensive training in color mixing and different paint application techniques, as well as interpreting correct values, color theory, and composition. In this welcoming, relaxed environment you will improve your brushwork, paint application and confidence as you create 3-4 paintings of still lifes and landscapes. If you are just starting out, or picking up wherever you are, you will see white, grays, beiges and your entire palette as never before. Improve your visual observation skills, learn about colors and composition, and have fun!

COMPOSITE TECHNIQUES & FINE ART PHOTOGRAPHY 📷 📅


Instructor: Jay Pierstorff
Fee: \$55 museum members/\$105 nonmembers
Prerequisite: Basic Knowledge of your computer & PS Elements 11 or newer
Dates: Saturday | 10am – 4pm | Dec. 13

Grungy, textured, stylized, funky, fine art and fun! Art and design follows trends and fashion, and this is one of the newest looks that can be seen in current fashion magazines, posters and billboards. These on-trend modern art masterpieces are only limited by your imagination. Learn how to create these using your photos and art with Adobe Photoshop or Photoshop Elements. If you know your way around Photoshop Elements and want to try something new and different with your photography, this is a great place to start.

Bring your laptop, Windows or Mac, and follow along with the supplied exercise files. Then once you have learned the skills and techniques, launch off into creating your own.

This class requires a basic knowledge of your computer AND Adobe Photoshop Elements version 11, 12 or newer, OR Adobe Photoshop CS5, CS6 or CC installed on your laptop. You may use the free 30 day trial of one of these programs from Adobe.com. Requirements: Introduction to PSE class or equivalent experience. Knowledge of the basic workings of your computer. PSE 11, 12 or X3 or Photoshop CS5, CS6 or CC installed on your laptop or portable computer. You can use the trial versions from Adobe.com which is fully functional for 30 days.

"ASDM Art Institute students gain a very personal connection to their favorite aspects of the Sonoran Desert, because as nature artists they become true observers." – Rachel Ivanyi, *Instructor since 2003*



READ FULL BIOS OF ALL 17 INSTRUCTORS >> www.desertmuseum.org/arts

WHAT OUR STUDENTS SAY

EXCELLENT DISCUSSIONS AND DEMONSTRATIONS!

Live model in Rachel Ivanyi's drawing class



Master acrylic workshop with William Hook



ATTENTIVE TO STUDENTS NEEDS!

In the photo classroom with Jay Pierstorff




GREAT FACILITY, GREAT MODELS, GREAT INSTRUCTOR!

Personalized instruction, individual projects. Pictured: Wil Taylor



GENTLE, CLEAR AND INFORMATIVE, LOVED IT!



STUDENT ARTWORK

Far left: Jim Torrey; Middle: Paul J. Seger; Right: Miriam Wysong Meyer

NATURE ART CERTIFICATE PROGRAM

ART INSTITUTE POLICIES & PROCEDURES



Advanced Scratchboard with Janie Gildow



Leaping Lizards with Rachel Ivanji



Sonoran Desert Trees with Catherine Nash



Animal Life Drawing with Holly Swangstu

Discover your talent as an artist or work in the studio for fun, while you enjoy the surroundings at the Arizona-Sonora Desert Museum. The Art Institute program offers individual classes as well as a certificate of completion program in nature art. The unique backdrop of the Museum becomes your class-room while you have the option of drawing birds, mammals, insects and desert botanicals. You can also participate in a wide variety of classes and workshops including oil painting, nature journaling, mixed media and photography.

Experienced, professional artists provide individual instruction in the classroom setting located in the museum's Baldwin Education Building. Whether you sample a few classes or complete the certificate program, you will increase your appreciation and knowledge of the desert!

REQUIRED COURSES

The following 14 courses are required if you wish to receive a Certificate of Completion in Nature Art and the recommended sequence of courses may vary per individual. If you enroll with previous experience you may schedule a portfolio appointment with the Director for the possibility of waiving core classes. Core classes waived due to proven ability may be replaced with electives. Most courses consist of exercises, critiques, demonstrations and homework assignments. A list of supplies for each course is available in the Art Institute office and will be sent with your class confirmation.

- Pencil I
- Pencil II
- Color mixing
- Composition
- Light on Form
or Perspective
- Watercolor I
- Watercolor II
- Colored Pencil I
- Colored Pencil II
- Pen & Ink I
- Pen & Ink II
- Scratchboard
- Portfolio Preparation
- *certificate electives

ELECTIVE COURSES

Elective courses are designed to increase the participant's knowledge, ability and experience in nature art and beyond. In addition to the 14 required courses, you must complete at least 100 hours of elective classes. Workshops and classes that count toward the Nature Art Certificate are noted as certificate elective courses in the catalog. Photography courses are not a part of the Nature Art Certificate Program at this time and are considered Non-Certificate electives.

PORTFOLIO REVIEW

Upon completion of all coursework, you will be ready for the portfolio review. Call the Art Institute Director for more information (520) 883-3082 or go online to www.desertmuseum.org/arts.

The Nature Art Program must be completed in its entirety in order to receive a Certificate. Eighty percent of a class must be attended in order to receive credit for that class. Pace of program depends on the individual. Certificates are awarded each spring in conjunction with an annual student art exhibition.



Certificate graduates with Instructor Janie Gildow 2014
Photo Credit: Ray Goodwin

Arizona-Sonora Desert Museum Art Institute reserves the right to change its calendar, withdraw or modify a course or substitute instructors at any time. It also reserves the right to require the withdrawal of any student whose conduct is deemed detrimental to the Art Institute.

The Arizona-Sonora Desert Museum Art Institute cannot be responsible for providing make-ups or issuing refunds for sessions missed as a result of student illness, emergencies or other events beyond our control.

PAYMENT METHODS

Cash, check, money order, Visa or MasterCard. There will be a \$20 bank charge for any returned check.

TRAVEL AND LODGING

Out-of-town students will receive lodging and travel information with their class confirmation. Travel info is also available on our website: www.desertmuseum.org/arts. Please check with our office before scheduling non-refundable air line tickets.

MATERIALS

Students are responsible for providing their own art materials. A materials list will be mailed prior to the beginning of each class.

REFUND POLICY

Refunds will be issued up to 10 business days before a class begins. No refunds shall be issued after this date.

Workshops may have additional cancellation and refund requirements printed with the course descriptions.

MAP OF GROUNDS AVAILABLE ONLINE OR BY REQUEST

THREE EASY WAYS TO REGISTER

- 1 **On-line**
www.desertmuseum.org/arts
- 2 **Phone**
(520) 883-3024
- 3 **Mail registration form to:**
Art Institute Arizona-Sonora
Desert Museum
2021 N. Kinney Road
Tucson, AZ 85743

DON'T FORGET TO LIKE US ON
FACEBOOK FOR MORE UPDATES



[facebook.com/
desertmuseumartinstituteironwoodgallery](https://facebook.com/desertmuseumartinstituteironwoodgallery)

REGISTRATION

Online desertmuseum.org/arts | Phone 520-883-3024 | Fax form 520-883-3043
or Mail this registration form to: Art Institute, Arizona-Sonora Desert Museum
2021 N. Kinney Road, Tucson, AZ 85743

STUDENT INFORMATION

LAST NAME		FIRST NAME	
DAYTIME PHONE		EVENING PHONE	
STREET ADDRESS			
CITY		STATE	ZIP CODE
EMAIL			
ARE YOU A FIRST TIME STUDENT? YES <input type="checkbox"/> NO <input type="checkbox"/>			
HOW DID YOU HEAR ABOUT US? _____			

COURSE INFORMATION

COURSE TITLE	START DATE	TUITION
		\$
COURSE TITLE	START DATE	TUITION
		\$
COURSE TITLE	START DATE	TUITION
		\$

Full payment is due upon registration TUITION TOTAL \$ _____

DESERT MUSEUM MEMBERSHIP (optional)

Membership MUST be current and in your name in order to receive member tuition.

I am already a member and am entitled to the discount!

Membership # _____
Member Renewal Date _____

I would like to join now! \$ _____

___ Individual.....\$55	___ Copper.....\$300
___ Family.....\$75	___ Silver.....\$600
___ Turquoise.....\$175	___ Gold.....\$1200

CREDIT CARD INFORMATION

CREDIT CARD NUMBER	
EXP. DATE (MM/YY)	3-DIGIT SECURITY CODE
BILLING NAME	
IS YOUR BILLING ADDRESS THE SAME AS YOUR MAILING ADDRESS? YES <input type="checkbox"/> NO <input type="checkbox"/>	
IF NO WHAT IS YOUR BILLING ADDRESS? _____	

OR MAKE CHECK PAYABLE TO: ASDM-Art Institute

TOTAL \$

ARIZONA-SONORA
**DESERT
MUSEUM**

ART INSTITUTE
2021 N. Kinney Road
Tucson, AZ 85743

Non-profit
Organization
US Postage
PAID
Arizona-Sonora
Desert Museum

2014 ASDM STAFF

ART EXHIBITION



SEPT. 2 - NOV. 2

CLOSING RECEPTION
Sunday, November 2, 2014
5 - 8 pm | Baldwin Gallery

Graphite on paper



THE SCRATCHBOARD ART OF JOHN AGNEW

July 19 - September 7

Opening Reception:
Saturday, July 19, 2:00 - 4:00 pm



"PORTRAITS" PHOTOGRAPHY

BY RHONDA SPENCER

NOV. 1, 2014 - JAN. 4, 2015

Opening Reception:

Saturday, Nov. 1, 2014, 2:00 - 4:00 pm



Carol Swinney

AMERICA'S PARKS OF THE SOUTHWEST

September 13 - October 26

Opening Reception:

Saturday, Sept. 13, 2:00 - 4:00 pm

2014 IRONWOOD ART GALLERY EXHIBITIONS