


ARIZONA  SONORA DESERT MUSEUM
ART INSTITUTE
Conservation through Art Education



Fall 2012 / Spring 2013
Catalog of Classes

Featuring classes for artists of all skill levels

Contact Information:

Art Institute classrooms are located in the Baldwin Education Building 2021 N. Kinney Road Tucson, AZ 85743
 Website: www.desertmuseum.org/arts
 e-mail: arts@desertmuseum.org
 Phone: (520) 883-3024
 Fax: (520) 883-3043

Desert Museum Membership Information: (520) 883-3055

2011-2012 Board of Trustees

Paul L. Baker
 Michael C. Baldwin
 Kevin E. Bonine
 Francis J. Boyle, *Treasurer*
 Judith L. Bronstein, Ph.D.
 Archibald M. Brown, Jr., *Chair*
 Carla A. Consoli
 Cathy G. Davis
 Patricia A. Engels,
Immediate Past Chair
 Sharon B. Foltz
 James Hensley
 Robert Huber
 Robert C. Koch, *Vice Chair*
 Robin B. Randall, *Secretary*
 James Ronstadt
 John P. Schaefer, Ph.D.
 David Smallhouse
 William Wallace, DVM
 Chandler D. Warden
 Elizabeth T. Woodin
 Lynda Adams,
Docent Representative

Front Cover Artwork
 by Susan T. Fisher
 Front Cover Background Photo
 by Glenn Thompson
 Back Cover Artwork
 by Rachel Ivanyi
 Catalog Design: Jackie Oftedahl



The Mission of the ARIZONA-SONORA

DESERT MUSEUM is to inspire people to live in harmony with the natural world by fostering love, appreciation and understanding of the Sonoran Desert.

The ART INSTITUTE AT THE ARIZONA-SONORA DESERT MUSEUM promotes conservation of the Sonoran Desert region through art classes, art exhibits and stewardship of the Museum art collection for area residents and visitors from around the globe.

Welcome to the Art Institute at the Arizona-Sonora Desert Museum. We offer you quality education in an unparalleled setting. You are certain to enjoy the classes detailed within these pages and the opportunity to develop or hone your artistic skills while you enhance your connection to the desert and its inhabitants.

Table of Contents

Nature Illustration Certificate Program Overview page 2

Schedule of Courses pages 3–7

Art Classes pages 8–15

Art Workshops pages 18–26

Photography Classes pages 27–39

Instructor Biographies pages 40–41

Ironwood Gallery Exhibits page 42

Baldwin Education Building Art Events page 43

2013 Student Show & Sale Call for Entry pages 44–45

Personal Notes page 46

Map to Baldwin Education Building page 47

Art Institute Policies and Procedures page 48

Class Registration Form Inside Back Cover





Nature Illustration Certificate Program

Discover your talent as an artist or draw for fun, while you enjoy the surroundings at the Arizona-Sonora Desert Museum. The Art Institute offers individual classes as well as a certificate of completion program in nature illustration. The unique backdrop of the Museum becomes your classroom while you learn to draw birds, mammals, insects and botanicals. You can also participate in a wide variety of classes and workshops

including oil painting, field sketching, watercolor and photography. Experienced, professional artists will provide individual instruction in the classroom setting located in the Baldwin Education Building at the Arizona-Sonora Desert Museum. Whether you sample a few classes or complete the certificate program, you will increase your appreciation and knowledge of the desert.

Required Courses

The following 12 courses are required if you wish to receive a Certificate of Completion in Nature Illustration. The recommended sequence of courses is listed below. This succession is appropriate for both the certificate and non-certificate student. Classes can also be taken in the order determined by their prerequisites. Courses consist of exercises, critiques, demonstrations and homework assignments. A list of supplies for each course will be sent with your class confirmation.

- Pencil I*
- Pencil II*
- Color Mixing*
- Composition*
- Light on Form or Perspective**
- Watercolor I*
- Watercolor II*
- Colored Pencil I*
- Colored Pencil II*
- Pen & Ink I*
- Pen & Ink II*
- Anatomy or Botany**

*class of student's choice

Elective Courses

Elective courses serve a variety of purposes. They are all designed to increase the participant's knowledge, ability and experience in nature illustration. In addition to the 12 required courses, you must take at least 100 hours of elective classes. The number of elective classes offered in any one year may vary. Workshops and classes that count toward the Nature Illustration Certificate are noted as **Certificate Elective Courses** in the catalog. Photography courses are not a part of the Nature Illustration Certificate Program and are considered **Non-Certificate Electives**.

Portfolio Review

Upon completion of all coursework, you will be ready for the portfolio review. Call the Art Institute for more information (520) 883-3024 or go online to www.desertmuseum.org/arts. The Nature Illustration Program must be completed in its entirety in order to receive a Certificate. Eighty percent of a class must be attended in order to receive credit for that class. You have seven years to complete the certificate program.

Fall 2012 Art Classes

CLASS/INSTRUCTOR	DAYS/TIMES	DATES	MEDIUM	PAGE
Drawing Plants for a Florilegium				
Margaret Pope	3 Fridays 9 am - 3 pm	October 12, 26 November 2	Mixed Media	8
Seedpods of the Sonoran Desert				
Jesús García	5 Mondays 9 am - noon	November 5, 12, 26 December 3, 10	Mixed Media	16
Pencil I				
Catherine Nash	5 Thursdays 9 am - noon	November 8, 15, 29 December 6, 13	Graphite	9
Designing for Success				
Susan Morris	5 Mondays 1 - 4 pm	November 5, 12, 26 December 3, 10	Mixed Media	13
Colored Pencil I				
Elliott Everson	Fri., Sat., Sun. 10 am - 4 pm	November 9, 10, 11	Colored Pencil	10

Fall 2012 Art Workshops

CLASS/INSTRUCTOR	DAYS/TIMES	DATES	MEDIUM	PAGE
Drawn to the Desert: Focus on Opuntia				
Catherine Nash	Saturday 10 am - 4 pm	October 6	Mixed Media	18
Nature Journaling at the Desert Museum				
Catherine Nash	Saturday & Sunday 10 am - 4 pm	November 3 & 4	Mixed Media	20
Beginning Nature Painting in Acrylics				
Kim Duffek	Fri., Sat., Sun. 10 am - 4 pm	November 16, 17, 18	Acrylic	21
Quick Draw				
Rick Wheeler	Fri., Sat., Sun. 10 am - 4 pm	November 30 December 1, 2	Mixed Media	22

Fall 2012 Photography Classes

CLASS/INSTRUCTOR	DAYS/TIMES	DATES	MEDIUM	PAGE
Meet and Greet Your Digital Camera				
Jay Pierstorff	Saturday 10 am - 4 pm	October 13	Photography	27

CLASS/INSTRUCTOR	DAYS/TIMES	DATES	MEDIUM	PAGE
Behind the Scenes Photowalk at the Desert Museum				
Jay Pierstorff	Friday 10 am - 4 pm	October 26	Photography	28
	Saturday 7:30 - 12:30	October 27		
HDR Photography				
Jay Pierstorff	Sunday 10 am - 4 pm	October 28	Photography	29
Photoshop Elements Quick Start				
Robert Renfrow	Saturday 10 am - 4 pm	November 3	Photography	27
Introduction to Photoshop Elements				
Jay Pierstorff	5 Tuesdays 1 - 4 pm	November 6, 13, 27 December 4, 11	Photography	30
Behind the Scenes Photowalk at the Desert Museum				
Jay Pierstorff	Friday 10 am - 4 pm	November 9	Photography	28
	Saturday 7:30 - 12:30	November 10		
The "Ansel" Look: Creating Eye-Popping Black & White Prints				
Dr. Stephen Buchmann	Saturday & Sunday 10 am - 4 pm	November 17 & 18	Photography	32
Painting with Photoshop Elements				
Robert Renfrow	Saturday 9 am - noon	December 1	Photography	31
Photoshop Elements Collage Techniques				
Robert Renfrow	Saturday 1 - 4 pm	December 1	Photography	31
Behind the Scenes Photowalk at the Desert Museum				
Jay Pierstorff	Friday 10 am - 4 pm	December 7	Photography	28
	Saturday 7:30 - 12:30	December 8		

Spring 2013 Art Classes

CLASS/INSTRUCTOR	DAYS/TIMES	DATES	MEDIUM	PAGE
Pencil I				
Rachel Ivanyi	5 Tuesdays 9 am - noon	January 8, 15, 22, 29 February 5	Graphite	9
Mixed Media Plein Air in the Desert				
Catherine Nash	5 Wednesdays 9 am - noon	January 9, 16, 23, 30 February 6	Mixed Media	17
Color Mixing				
Susan Morris	5 Thursdays 9 am - noon	January 10, 17, 24, 31 February 7	Watercolor	14

CLASS/INSTRUCTOR	DAYS/TIMES	DATES	MEDIUM	PAGE
Watercolor Basics for the Timid & Terrified				
Susan Morris	5 Thursdays 1 - 4 pm	January 10, 17, 24, 31 February 7	Watercolor	8
Pen & Ink I				
Rachel Ivanyi	5 Tuesdays 9 am - noon	February 12, 19, 26 March 5, 12	Pen & Ink	11
Perspective				
Catherine Nash	5 Wednesdays 9 am - noon	February 13, 20, 27 March 6, 13	Graphite	15
Pencil II				
Susan Morris	5 Thursdays 9 am - noon	February 14, 21, 28 March 7, 14	Graphite	9
Watercolor I				
Rachel Ivanyi	5 Thursdays 1:30 - 4:30 pm	February 14, 21, 28 March 7, 14	Watercolor	12
Colored Pencil II				
Elliott Everson	Fri., Sat., Sun. 10 am - 4 pm	February 15, 16, 17	Colored Pencil	10
Pen & Ink II				
Linda Feltner	5 Tuesdays 9 am - noon	March 19, 26 April 2, 9, 16	Pen & Ink	11
Watercolor II				
Linda Feltner	5 Tuesdays 1 - 4 pm	March 19, 26 April 2, 9, 16	Watercolor	12
Drawing Plants for a Florilegium				
Margaret Pope	3 Thursdays 9 am - 3 pm	March 21, 28 April 4	Mixed Media	8

Spring 2013 Art Workshops

CLASS/INSTRUCTOR	DAYS/TIMES	DATES	MEDIUM	PAGE
Sonoran Desert Birds				
Linda Feltner	Fri., Sat., Sun. 10 am - 4 pm	January 11, 12, 13	Mixed Media	24
Realistic Watercolor Landscapes: Rocks, Cactus & Mountains				
Lori Woodward	Fri., Sat., Sun. 10 am - 4 pm	January 25, 26, 27	Watercolor	23
Quick Draw				
Rick Wheeler	Fri., Sat., Sun. 10 am - 4 pm	February 1, 2, 3	Mixed Media	22

CLASS/INSTRUCTOR	DAYS/TIMES	DATES	MEDIUM	PAGE
Drawn to the Desert: Focus on Sonoran Desert Trees				
Catherine Nash	Saturday 10 am - 4 pm	February 9	Mixed Media	18
Desert Portraits in Watercolor Pencil				
Linda Feltner	Fri., Sat., Sun. 10 am - 4 pm	February 22, 23, 24	Watercolor Pencil	24
Drawn to the Desert: Focus on Spring Wildflowers				
Catherine Nash	Saturday & Sunday 10 am - 4 pm	March 9 & 10	Mixed Media	19
Drawn to the Desert: Focus on the Sea of Cortez				
Rachel Ivanyi	Fri., Sun. 9 am - 4 pm Saturday 10 am - 2 pm	March 15 & 17 March 16	Watercolor	25
Wildlife Painting with Ned Aldrich				
Ned Aldrich	Fri., Sat., Sun., Mon. 10 am - 4 pm	March 22, 23, 24, 25	Oil	26
Quick Draw				
Rick Wheeler	Fri., Sat., Sun. 10 am - 4 pm	April 5, 6, 7	Mixed Media	22

Spring 2013 Photography Classes

CLASS/INSTRUCTOR	DAYS/TIMES	DATES	MEDIUM	PAGE
Photography Basics for Adjustable Cameras				
Jay Pierstorff	Saturday & Sunday 10 am - 4 pm	January 12 & 13	Photography	34
Behind the Scenes Photowalk at the Desert Museum				
Jay Pierstorff	Friday 10 am - 4 pm Saturday 7:30 - 12:30	January 25 January 26	Photography	28
Digital Camera Quick Start				
Robert Renfrow	Sunday 10 am - 4 pm	January 27	Photography	35
Intermediate Nature Photography				
Robert Renfrow	3 Saturdays 10 am - 4 pm	February 2, 9, 16	Photography	36
Commanding Camera Composition				
Robert Renfrow	Sunday 9 am - noon	February 17	Photography	37
Digital "Point & Shoot" Camera Primer				
Robert Renfrow	Sunday 1 - 4 pm	February 17	Photography	37

CLASS/INSTRUCTOR	DAYS/TIMES	DATES	MEDIUM	PAGE
Behind the Scenes Photowalk at the Desert Museum				
Jay Pierstorff	Friday 10 am - 4 pm Saturday 7:30 - 12:30	February 22 February 23	Photography	28
HDR Photography				
Jay Pierstorff	Sunday 10 am - 4 pm	February 24	Photography	29
Flatbed Scanners for Fine Art Image Capture				
Dr. Stephen Buchmann	Saturday & Sunday 10 am - 4 pm	March 2 & 3	Photography	33
Photoshop Elements Power Tools				
Jay Pierstorff	Saturday 10 am - 4 pm	March 9	Photography	38
Presenting with Photography				
Jay Pierstorff	Sunday 10 am - 4 pm	March 10	Photography	38
Behind the Scenes Photowalk at the Desert Museum				
Jay Pierstorff	Friday 10 am - 4 pm Saturday 7:30 - 12:30	March 15 March 16	Photography	28
Introduction to Photoshop Elements				
Jay Pierstorff	Fri., Sat., Sun. 10 am - 4 pm	March 22, 23, 24	Photography	30
A Photography Workshop with Dr. John P. Schaefer				
Dr. John P. Schaefer	Saturday 10 am - 4 pm	April 13	Photography	39
A Photography Workshop with Dr. John P. Schaefer				
Dr. John P. Schaefer	Sunday 10 am - 4 pm	April 14	Photography	39



Drawing Plants for a Florilegium

Flo-ri-le-gi-um: from the Latin *culling flowers*, from flori- + *legere* to *gather*. Prince Charles has his Highgrove Florilegium, The Brooklyn Botanical Gardens has documented the plants growing in their gardens, and botanical artists in the Sonoran Desert Region have begun a similar effort. We are pleased to be able to offer this class in conjunction with the Sonoran Desert Florilegium Program: www.sonorandesertflorilegium.org

This program was developed to encourage and promote traditional and contemporary botanical illustration. In this class you can choose the medium of colored pencil, pen & ink, or graphite and work alongside other interested botanical artists to create drawings of our Sonoran Desert plants.

Non-certificate elective

PREREQUISITES:

Pencil I and *Pen & Ink I* or equivalent, *Colored Pencil I*

INSTRUCTOR: **Margaret Pope**

FEE: \$100 museum members
\$150 nonmembers

DATES: 3 Fridays from 9 a.m. to 3 p.m.
Oct. 12, 26 and Nov. 2, 2012

OR...

3 Thursdays from 9 a.m. to 3 p.m.
Mar. 21, 28 and Apr. 4, 2013

Watercolor Basics for the Timid & Terrified

Hello Watercolors! This is a great introductory class to help take the fear and anxiety out of using watercolor. Make friends with watercolor brushes, paints, and paper. Explore basic techniques through simple exercises and get comfortable with this versatile medium. Have a first encounter with color theory and mixing. Gain confidence in a friendly atmosphere with weekly demonstrations and lots of personal attention...preparing you to "tame the beast."


Non-certificate elective

PREREQUISITE: none

INSTRUCTOR: **Susan Morris**

FEE: \$150 museum members
\$200 nonmembers

DATES: 5 Thursdays from 1 to 4 p.m.
Jan. 10, 17, 24, 31 and Feb. 7, 2013



from *Lady's Botany* by John Lindley, PhD.

Pencil I

Begin your adventure in the Nature Illustration Program with this first class in the series leading to a Certificate of Completion. Come just for the fun of drawing or begin to pursue a certificate. Take this opportunity to study with skilled instructors who will point the way to new creative endeavors. Start with helpful discussions about line, shape and form. Follow up with instructor demonstrations and finish with plenty of exercises to give you a solid foundation in using graphite pencil. Artifacts from the Desert Museum collection will keep you focused on the beginning steps of drawing.

PREREQUISITE: none

FEE: \$150 museum members
\$200 nonmembers

INSTRUCTOR: **Catherine Nash**

DATES: 5 Thursdays from 9 a.m. to noon
November 8, 15, 29,
December 6 and 13, 2012
Class will not meet on November 22

OR...

INSTRUCTOR: **Rachel Ivanyi**

DATES: 5 Tuesdays from 9 a.m. to noon
January 8, 15, 22, 29 and
February 5, 2013

Pencil II

Continue your drawing explorations in graphite pencil. Review and practice those techniques offered in *Pencil I*. Now that you have some experience, this class will provide the opportunity to hone those skills and manipulate the various methods of application. Work with the expressive possibilities of the graphite pencil in a composition of natural objects from the Desert Museum collection. Instruction by an experienced artist will include useful exercises to spark your creativity and interest while you pursue various options for fine-tuning the quality of your own artwork.

PREREQUISITE: *Pencil I*

INSTRUCTOR: **Susan Morris**

FEE: \$150 museum members
\$200 nonmembers

DATES: 5 Thursdays from 9 a.m. to noon
February 14, 21, 28,
March 7 and 14, 2013



Lucinda Larson

Colored Pencil I


Colored pencils are the perfect partners for outdoor sketching and the ultimate tools for creating the refined work of an indoor artist. Start by putting a few colors to paper and surprise yourself with the large number of values and mixtures you can create. Exercises and small drawings will encourage you to take charge in a modern medium. If you like being in control, the colored pencil is the medium for you. Easy-to-follow instructions and insightful demonstrations will open the door to future mastery of this luminous medium.

PREREQUISITE: drawing experience

INSTRUCTOR: **Elliott Everson**

FEE: \$150 museum members
\$200 nonmembers

DATES: Friday, Saturday and Sunday
10 a.m. to 4 p.m.
November 9, 10 and 11, 2012



Elliott Everson

Colored Pencil II

Discover the possibilities now that you have the skills. Use this opportunity to apply the basic techniques from *Colored Pencil I* to a variety of subjects from nature. Watch instructor demonstrations, then practice the techniques in applications geared to show you where to begin, how to end and all those steps in between. Obtain polished results by learning practical uses for techniques you already know. You will increase your proficiency in the colored pencil medium.

PREREQUISITE: *Colored Pencil I*

INSTRUCTOR: **Elliott Everson**

FEE: \$150 museum members
\$200 nonmembers

DATES: Friday, Saturday and Sunday
10 a.m. to 4 p.m.
February 15, 16 and 17, 2013

Pen & Ink I

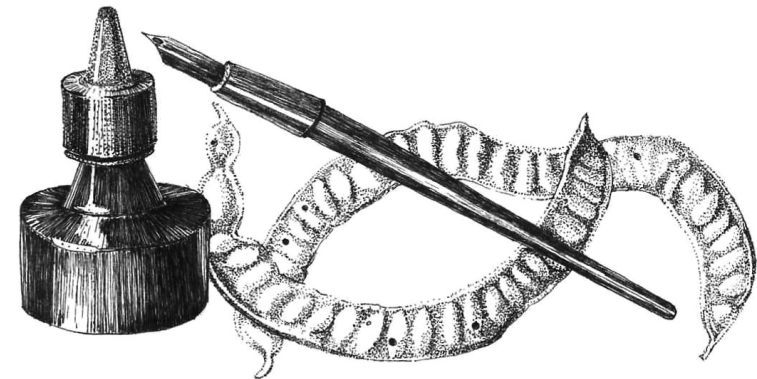
Get it down in black and white. The pen has long been the preferred tool for accurate depictions of any subject. This pen and ink class will begin with the basic techniques of ink application and progress to methods of application in a finished drawing. Dip a pen into some ink and enjoy the power of the line. Basic black and white really increases an artist's ability to understand all forms of drawing, in a dramatic way. Instructor demonstrations, exercises and individual attention will get you going and bring out your creative expression for personal pleasure or scientifically-accurate drawing.

PREREQUISITE:
Pencil I or equivalent experience

INSTRUCTOR: **Rachel Ivanyi**

FEE: \$150 museum members
\$200 nonmembers

DATES: 5 Tuesdays from 9 a.m. to noon
Feb. 12, 19, 26, Mar. 5 and 12, 2013



Susan T. Fisher

Pen & Ink II

Refine the line: build on the skills you acquired in *Pen & Ink I* and remind yourself about why you love the medium of pen and ink. This time-honored method of drawing just about everything, will concentrate on methods of hatching, cross-hatching and parallel lines in order to build form, texture and volume to elegant black and white artwork. Master gradual value changes from white all the way to black and you will have the added benefit of improving your drawing skills in this expressive medium.

PREREQUISITE: *Pen & Ink I*

INSTRUCTOR: **Linda Feltner**

FEE: \$150 museum members
\$200 nonmembers

DATES: 5 Tuesdays from 9 a.m. to noon
Mar. 19, 26, Apr. 2, 9 and 16, 2013

Watercolor I

Arguably the oldest medium on the planet! Watercolor is *tradition* in so many fields of art. Find out why it remains the traditional medium for depicting nature. Start with an easy wash technique along with some variations for using it creatively. Make friends with a watercolor brush and practice the art of hard and soft edges. Find out how small value and color studies can help solve composition problems before you start work on a larger illustration. You'll get lots of personal attention plus handouts and demonstrations to help you progress with confidence.

PREREQUISITE: *Pencil I* and *Color Mixing*

INSTRUCTOR: **Rachel Ivanyi**

FEE: \$150 museum members
\$200 nonmembers

DATES: 5 Thursdays from 1:30 to 4:30 p.m.
Feb. 14, 21, 28, Mar. 7 and 14, 2013



Susan Morris

Watercolor II

Go beyond washes and handling the brushes. Put what you know to work and learn additional techniques through demonstration and practice. Here is an opportunity to follow logical and progressive steps towards completing a painting for your Portfolio Review or your personal pleasure. You have learned color mixing, composition and watercolor application; now put them all together in a classroom setting that includes discussion, lectures and PowerPoint presentations—all designed to take the mystery out of mastery.

PREREQUISITE:

Color Mixing and *Watercolor I*

INSTRUCTOR: **Linda Feltner**

FEE: \$150 museum members
\$200 nonmembers

DATES: 5 Tuesdays from 1 to 4 p. m.
Mar. 19, 26, Apr. 2, 9 and 16, 2013

Designing for Success

Amplify your ability to plan your next painting or photograph so your work stands out from the crowd. Enjoy this opportunity to unlock the mystery of composition in fine art. Indulge your artist's eye as you browse through PowerPoint images of well-known paintings. Diagram fine art and become familiar with the various parts that make up the whole. Acquire the tools to enhance your own artistic expression. Class exercises will encourage you to analyze line, shape, value, color and structure. It is fun to diagram paintings and empowering to know how to plan your next piece.

*This class will fulfill
the Nature Illustration
Certificate **Composition**
requirement.*

PREREQUISITE: none

INSTRUCTOR: **Susan Morris**

FEE: \$150 museum members
\$200 nonmembers

DATES: 5 Mondays from 1 to 4 p.m.
Nov. 5, 12, 26, Dec. 3 and 10, 2011
Class will not meet on November 19.



Scott Fraser

Color Mixing

Take command of color! Gain valuable experience and learn to create the broadest possible spectrum of colors from a limited few. Explore the full potential of color: basic color theory, the properties and attributes of paints and get answers to many of your questions. Lots of exercises, discussion and demonstrations will show you how to create depth, mood and the color you really want—every time. Familiarize yourself with the code to buying quality paints, and create a color reference, which can be used throughout your artistic career. Watercolors will be used in class; however, the principles apply to acrylics, gouache, inks, oils, casein and egg tempera.

PREREQUISITE: none

INSTRUCTOR: **Susan Morris**

FEE: \$150 museum members
\$200 nonmembers

DATES: 5 Thursdays from 9 a.m. to noon
Jan. 10, 17, 24, 31 and Feb. 7, 2013



Perspective

The illusion of space on a two-dimensional surface is fun to create and easy to do. Grab a pencil and be prepared for some fun exercises designed to help you master the techniques of a convincing realistic image. Watch instructor demonstrations and then experiment with a number of different methods while you learn to accurately observe and translate your subject to the paper with convincing realism. Individual and expert attention during the class will boost confidence while you draw varied perspectives with ease.


PREREQUISITE:

drawing experience required

INSTRUCTOR: **Catherine Nash**

FEE: \$150 museum members
\$200 nonmembers

DATES: 5 Wednesdays from 9 a.m. to noon
Feb. 13, 20, 27, Mar. 6 and 13, 2013



Paul Lindberg

Seedpods of the Sonoran Desert

Seedpods not only deliver the goods—they are fun to draw. Often ignored or taking a backseat to flowers, seedpods are the stars of this class. Participants get acquainted with a variety of seedpods through a combination of touch, feel and taste.

Instruction is provided by a popular ASDM natural history educator who is an enthusiastic and knowledgeable field sketch artist. Students will have guided museum grounds walks during each class session to observe, draw and appreciate an abundance of seedpods. Sketch them quickly in the field and head back to the classroom to practice refining those outdoor drawings and learn more about seedpods as food, clothing, medicine, etc. Don't miss this information-packed sketching class and take home a journal of information you can call your own.

Certificate elective

PREREQUISITE: none

Participants must be able to do easy, 30-minute walks on grounds here at the museum.

INSTRUCTOR: **Jesús García**

FEE: \$150 museum members
\$200 nonmembers

DATES: 5 Mondays from 9 a.m. to noon
Nov. 5, 12, 26, Dec. 3 and 10, 2012
Class will not meet on November 19.



Ilona Halderman

Mixed Media Plein Air in the Desert

Easy and rewarding! Enjoy a no-fear approach to creating your artistic vision of the desert. Mark making is a drawing mindset that is simple and fun. It will loosen you up to draw nature in a class that honors expression. Try a variety of art media with guidance from an expert and enjoy new ways to create art. Catherine will also help you put together a versatile and transportable art kit to carry for working out-of-doors or when you travel. See how easy it is to layer watercolors along with wax-based colored pencils, conté crayons and more in a variety of ways. Experiment with an exciting and rich array of media as you draw on the extraordinary desert landscape.

Certificate elective

PREREQUISITE: none

INSTRUCTOR: **Catherine Nash**

FEE: \$150 museum members
\$200 nonmembers

DATES: 5 Wednesdays from 9 a.m. to noon
Jan. 9, 16, 23, 30 and Feb. 6, 2013



Eric Curtis

Drawn to the Desert: Focus on Opuntia

Difficult to touch, delightful to see and fun to draw: Opuntia. This genus includes some desert favorites, such as the prickly pears and chollas. Enjoy the focus on cactus. Opuntia is the genus that includes some desert favorites, such as the prickly pears and chollas. Distinguish and analyze the patterns of segmented growth, the varied spines and the details of each species. An ASDM docent lecture will acquaint desert inhabitants with the interdependence of life around Opuntia. Enjoy drawing and painting living specimens out on the museum grounds, and get as close as you dare to these prolific desert plants.

Certificate Elective

PREREQUISITE: none

INSTRUCTOR: **Catherine Nash**

FEE: \$55 museum members
\$95 nonmembers

DATE: Saturday from 10 a.m. to 4 p.m.
October 6, 2012



Susan T. Fisher

Drawn to the Desert: Focus on Sonoran Desert Trees

Joyce Kilmer said it:

I think that I shall never see

A poem lovely as a tree.

Draw the poetic trees of the Sonoran Desert. Express the shape, texture and color of our Sonoran Desert trees without drawing every little branch and leaf. This "in the field" art experience is an opportunity to learn easy methods of drawing and painting mesquites, palo verdes and ironwood trees. Start with an in-depth examination of scientific details and growth patterns. Then practice some ways to create an expressive image of your favorite tree. Gain confidence and knowledge about the desert landscape and turn those poetic feelings for trees into artistic drawings without a lot of fuss.

Certificate Elective

PREREQUISITE: none

INSTRUCTOR: **Catherine Nash**

FEE: \$55 museum members
\$105 nonmembers

DATE: Saturday from 10 a.m. to 4 p.m.
February 9, 2013

Drawn to the Desert: Focus on Spring Wildflowers

Party with the penstemons. Celebrate spring wildflowers and learn their beauty secrets. Sketch these lovelies and take advantage of the gorgeous springtime weather to draw and paint wildflowers. Rev up those drawing and watercolor skills with an experienced instructor who knows how to make drawing outdoors a special rite of spring. Individual instruction will help partiers find the patterns of growth that characterize each species; make them easy to recognize and fun to draw. Close-up sketchbook studies will lead to creative ways of turning wildflowers in to focal points for that next landscape painting. Party On!

Certificate Elective

PREREQUISITE: none

INSTRUCTOR: **Catherine Nash**

FEE: \$105 museum members
\$155 nonmembers

DATES: Saturday and Sunday
from 10 a.m. to 4 p.m.
March 9 and 10, 2013



Catherine Nash

Nature Journaling at the Desert Museum

Become inspired! Celebrate the desert in your very own Nature Journal. Pen and ink, watercolor pencils, collage and words can combine to declare your Sonoran passion. See it; feel it; draw it—capture your desert encounters in a single journal that becomes a treasured family possession. Wildflowers and cacti, animals, birds all make nature journaling an inspiring way to develop observational abilities. Individual attention and thorough guidance in the basics will be exactly what you need. Relax, take a closer look, and enjoy the moment. Have creative fun in the desert!



Certificate Elective

PREREQUISITE: none

INSTRUCTOR: **Catherine Nash**

FEE: \$105 museum members
\$155 nonmembers

DATES: Saturday and Sunday
from 10 a.m. to 4 p.m.
November 3 and 4, 2012



Catherine Nash

Beginning Nature Painting in Acrylics

Plunge in to the basics of a modern medium and discover why you will love it. Acrylic paints do it all. They can act like watercolors or give you juicy applications just like oil paints. Insightful demonstrations and plenty of individual help will guide you through the acrylic painting process. Try out a sampler of acrylic mediums, supplied by the instructor; work on a piece of your own or bring inspiring photographs to get started. Acrylics can raise your creative expectations. What's not to love here?


Certificate elective

PREREQUISITE:
some drawing experience helpful

INSTRUCTOR: **Kim Duffek**

FEE: \$150 museum members
\$200 nonmembers

DATES: Friday, Saturday & Sunday from
10 a.m. to 4 p.m.
November 16, 17 and 18, 2012



Kim Duffek

Quick Draw

What is more appealing to both artists and non-artists alike than a simple, portable system for jotting those quick drawings down before the bus departs? Learn easy ways to draw what you see and create a memory that will last a lifetime. Quick drawings are ideal for travel, and the addition of some watercolors will enhance those sketches and expand your confidence. Yes, you can do this and have fun too. If you are not an artist, this class is for you. The non-threatening atmosphere and fun exercises are guaranteed to bring results. Whether you want to enhance your travel journal or just draw for pleasure, this class will revitalize your creativity and make your inner artist jump for joy. No drawing experience necessary.



photo by Ronda Ballard

Certificate elective

PREREQUISITE: none

INSTRUCTOR: **Rick Wheeler**

FEE: \$150 museum members
\$200 nonmembers

DATES: Friday, Saturday & Sunday from
10 a.m. to 4 p.m.
Nov. 30, Dec. 1 and 2, 2012

OR...

Friday, Saturday & Sunday from
10 a.m. to 4 p.m.
February 1, 2 and 3, 2013

OR...

Friday, Saturday & Sunday from
10 a.m. to 4 p.m.
April 5, 6 and 7, 2013

Realistic Watercolor Landscapes: Rocks, Cactus & Mountains

On the first morning, students will explore visual essentials from life: how color changes from light to shadow, and relative values—while walking around the grounds at the museum. The remainder of the class will be held in the studio, beginning with thumbnail sketches, massing values, and planning color harmonies. From there, students will develop a final, detailed watercolor painting. Daily demonstrations, with ample individual attention will be provided.

Certificate elective


PREREQUISITE:

intermediate watercolor skills necessary

INSTRUCTOR: **Lori Woodward**

FEE: \$150 museum members
\$200 nonmembers

DATES: Friday, Saturday & Sunday from
10 a.m. to 4 p.m.
January 25, 26 and 27, 2013



Lori Woodward

Sonoran Desert Birds

“Throughout history, birds have been the subjects of poetry and myth, celebrated as stirring creatures whose ability to soar in midair symbolizes freedom, power, and wonder.” —*The Sibley Guide*

Good nature illustration begins with a good foundation, so we will begin with some anatomy basics of Sonoran Desert bird species (non-raptors). Those physical characteristics show us the distinguishing forms and gestures in well-represented bird illustrations. We'll compare types of birds, their color and physical adaptations that allow them to survive and flourish in their habitat. Sketches, drawings and paintings combine to provide evidence of our journey to a deeper understanding of these poetic creatures. This class will be spent both indoors and in the flight aviaries of the Desert Museum.

Certificate elective

PREREQUISITE: *Pencil I*

INSTRUCTOR: **Linda Feltner**

FEE: \$150 museum members
\$200 nonmembers

DATES: Friday, Saturday & Sunday from
10 a.m. to 4 p.m.
January 11, 12 and 13, 2013

This class will fulfill
the Nature Illustration
Certificate *Anatomy*
requirement.



Linda Feltner

Desert Portraits in Watercolor Pencil

The watercolor pencil is a newer medium with considerable possibilities. Combine the worlds of drawing and painting to great effect. Add a watercolor wash to the sky, define bark, draw feathers—you can do it all with watercolor pencils. Pencil sketches are enhanced with a splash of color or minute details can be defined with the addition of dry (or wet) color. Sketches become more expressive and you become more creative with a wide range of possibilities. Investigate this enticing medium that has grown in popularity with nature journaling and sketching.

Certificate elective

PREREQUISITE:

some drawing experience helpful

INSTRUCTOR: **Linda Feltner**

FEE: \$150 museum members
\$200 nonmembers

DATES: Friday, Saturday & Sunday from
10 a.m. to 4 p.m.
February 22, 23 and 24, 2013

Drawn to the Desert: Focus on the Sea of Cortez



A watercolor workshop on creatures that live in water: how appropriate is that? On the first day of class, participants will enjoy sketching in the new Sea of Cortez exhibit space at the Desert Museum. Sea-horses, eels, angelfish, and rays can be subjects for watercolor works. Learn about the various animal groups represented in the new exhibit from a scientific illustrator's perspective. Sketch from life and gather photo references on the first day. Top-notch instruction from a professional scientific illustrator will give artists of all abilities the skills and information required for marine subjects...and a broader perspective on the underwater part of our Sonoran Desert.

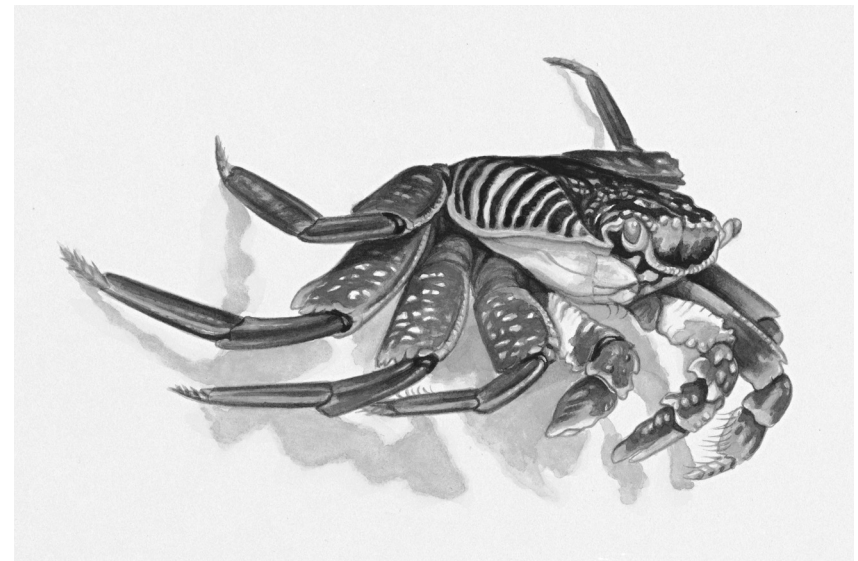
Certificate elective

PREREQUISITE: *Pencil I* and *Watercolor I*

INSTRUCTOR: **Rachel Ivanyi**

FEE: \$150 museum members
\$200 nonmembers

DATES: Friday from 9 a.m. to 4 p.m.
Saturday from 10 a.m. to 2 p.m.
Sunday from 9 a.m. to 4 p.m.
March 15, 16 and 17, 2013



Rachel Ivanyi

Wildlife Painting with Ned Aldrich

Formally he is Edward Aldrich. Take this class and you can call him “Ned.” You can also call yourself lucky to be painting with one of the best wildlife artists around. Ned demonstrates his approach from the initial thumbnail sketches to the last stroke of paint. He paints along with you so you can take it step by step. Start with the initial drawing as you discover the varieties and subtleties of animals in their habitats. Then proceed to working with oil paint and learn effective techniques for depicting fur and feathers while creating an illusion of form and solidity. Ned will discuss composition, color, rendering light, and how to begin a painting to assure a successful finish. Classroom time will include working from photographs: their benefits and setbacks. Three well-spent days of learning to paint wildlife will boost your knowledge of painting and reward you with progress you can repeat.



Ned Aldrich

Certificate elective

PREREQUISITE:

all skill levels are encouraged

INSTRUCTOR: **Ned Aldrich**

FEE: \$395 museum members
\$445 nonmembers

DATES: Friday, Saturday, Sunday & Monday
from 10 a.m. to 4 p.m.
March 22, 23, 24 and 25, 2013

No refunds or tuition transfers will be allowed after February 11, 2013.

Meet and Greet Your Digital Camera

Do you have a new camera or one that you have not made friends with yet? At last, a class for digital camera novices! Start with the very basics. Get the answers to questions such as: what do all those buttons on the camera do? Where do the pictures go when you connect the camera to a computer? How to make prints from a digital camera? No question is too foolish to ask and no one is left behind. Thorough instruction will guide participants through the technobabble and give clear, concise answers to those questions and more. Then head out onto the museum grounds to practice taking some great photos!



Non-certificate elective

PREREQUISITE: none

INSTRUCTOR: **Jay Pierstorff**

FEE: \$55 museum members
\$105 nonmembers

DATE: Saturday from
10 a.m. to 4 p.m.
October 13, 2012



photo by Jay Pierstorff

Photoshop Elements Quick Start

Beginner alert: here is a class is designed to get busy folks up and running quickly with Adobe Photoshop Elements. We will concentrate on the primary Photoshop tools used the most often to dramatically improve photographs. Learn eight simple steps for making fundamental image corrections and properly prepare photographs for emailing or printing. “Rescue” a bad shot, set the correct resolution of an image, remove color tints and red eye, fix blemishes, improve photos that are too dark of light and find out how to make photos really “pop.” Bring a laptop and follow along, or watch the projected demonstrations, take notes and use the handouts back at home on your computer.

Non-certificate elective

PREREQUISITES:

working knowledge of your laptop

INSTRUCTOR: **Robert Renfrow**

FEE: \$55 museum members
\$105 nonmembers

DATE: Saturday from 10 a.m. to 4 p.m.
November 3, 2012

Behind the Scenes Photowalk at the Desert Museum

Increase your chances of getting that really great photograph! A professional photographer and a staff animal keeper work together to give you an extraordinary photo shoot class. Photograph Desert Museum animals in areas of the museum that are inaccessible to most museum visitors. Follow that up with classroom instruction and individual attention to guide you in the best lighting, equipment, tools and techniques. A sure shot way to help you advance as a photographer. Once the class is over, students will post their photos, as a private group, on flickr, to receive helpful advice from the instructor. Wear comfortable walking shoes. You may walk up to a mile each day. Space is limited so sign up early!

Non-certificate elective

PREREQUISITES:
working knowledge of your camera

INSTRUCTOR: **Jay Pierstorff**

FEE: \$135 museum members
\$185 nonmembers



photo by Jay Pierstorff

DATES: Friday & Saturday
Oct. 26, 2012 from 10 a.m. to 4 p.m.
Oct. 27, 2012 from 7:30 a.m. to
12:30 p.m.

OR...

Friday & Saturday
Nov. 9, 2012 from 10 a.m. to 4 p.m.
Nov. 10, 2012 from 7:30 a.m. to
12:30 p.m.

OR...

Friday & Saturday
Dec. 7, 2012 from 10 a.m. to 4 p.m.
Dec. 8, 2012 from 7:30 a.m. to
12:30 p.m.

OR...

Friday & Saturday
Jan. 25, 2013 from 10 a.m. to 4 p.m.
Jan. 26, 2013 from 7:30 a.m. to
12:30 p.m.

OR...

Feb. 22, 2013 from 10 a.m. to 4 p.m.
Feb. 23, 2013 from 7:30 a.m. to
12:30 p.m.

OR...

Friday & Saturday
Mar. 15, 2013 from 10 a.m. to 4 p.m.
Mar. 16, 2013 from 7:30 a.m. to
12:30 p.m.

HDR Photography

HDR or High Dynamic Range photography produces some of the most amazing images made today. These photographs can have a distinctive look often described as magical or surreal. HDR has gone from a curiosity to an important tool for photographers. In this one-day workshop, you will learn how to take HDR images with your digital camera and process them on your computer. You will learn the principles behind producing these unique images, the camera settings needed, the techniques and the software programs required. Then head out on the Desert Museum grounds to try these techniques first hand. Return to the classroom process these exposures into actual HDR photos! This class is for everyone interested in HDR photography. You may bring a camera, tripod and laptop computer with photo editing software installed to class.

Non-certificate elective

PREREQUISITE: none

INSTRUCTOR: **Jay Pierstorff**

FEE: \$55 museum members
\$105 nonmembers

DATES: Sunday from 10 a.m. to 4 p.m.
October 28, 2012

OR...

Sunday from 10 a.m. to 4 p.m.
February 24, 2013



photo by Jay Pierstorff

Introduction to Photoshop Elements

Are you a photographer working digitally or a painter who uses a digital camera for your work? Learn how to use Adobe Photoshop Elements 10, a low-cost yet powerful tool, to learn the basics of digital image processing. Practice how to remove color tints, use layers, select parts of one image to add to another (great for making reference photos to paint from), create restorations, clear complexions, add text and even how to paint using many of the interesting brushes found in Photoshop Elements. Take the next step with digital photographs, in this beginner-friendly class. Photoshop Elements Version 10 is the most current as this catalog is going to press. Adobe normally releases a new version each year in September. Students may use either Photoshop Elements Version 10 or the newest one.

Non-certificate elective

PREREQUISITE: Photoshop Elements installed on your laptop

INSTRUCTOR: **Jay Pierstorff**

FEE: \$150 museum members
\$190 nonmembers

DATES: 5 Tuesdays from 1 to 4 pm
Nov. 6, 13, 27, Dec. 4 and 11, 2012
Class will not meet on November 20.

OR...

Friday, Saturday and Sunday
from 10 a.m. to 4 p.m.
March 22, 23 and 24, 2013



photo by Jay Pierstorff

Painting with Photoshop Elements

Turn your photographs into paintings! Learn to use a variety of tools, filters and techniques in order to alter a photograph, either a little or a lot, so it looks like a painting or a drawing. This fun class is especially great for those of you who wish you were a better painter but haven't had much luck with brushes and canvas. You'll love painting with a mouse! Also for the more experienced painters, this class will broaden your art horizons.

Non-certificate elective

PREREQUISITE: *Photoshop Quickstart* class or equivalent experience.

INSTRUCTOR: **Robert Renfrow**

FEE: \$35 museum members
\$85 nonmembers

DATE: Saturday from 9 a.m. to noon
December 1, 2012



photo by Robert Renfrow

Photoshop Elements: Collage Techniques

Have some fun with your digital photographs while improving your Photoshop Elements skills. Learn how to work with Layers, make Selections, Cut and Paste between images, Clone areas of one photograph into another, let one photo show from behind another and add text on top of a photo. You can make your own greeting cards! This class will go into some of the creative areas of Photoshop. It is very different from the image correction area of Photoshop and is a lot more fun!

Non-certificate elective

PREREQUISITE: *Photoshop Quickstart* class or equivalent experience.

INSTRUCTOR: **Robert Renfrow**

FEE: \$35 museum members
\$85 nonmembers

DATE: Saturday from 1 to 4 p.m.
December 1, 2013

The “Ansel” Look: Creating Eye-Popping Black & White Prints



Black and white says it all! If you ever wanted to convert color landscape or macro photos into captivating black and white fine art prints; this is the perfect class for you! The first day, we'll be out on grounds with our digital cameras to photograph great subjects. In the classroom, we'll discuss various conversion strategies from color to black and white in Photoshop; and an explanation of the amazing power of Silver Effex Pro. We'll experiment with Silver Effex Pro on Steve's computer. Bring a favorite landscape or close-up images (jpeg or tiff files) along with a laptop computer with Photoshop Elements or Photoshop CS3-5 installed. No prints will be made in this class but print-ready optimized black and white tiff files will be created by the second day.

(Limited to 12 students)

Non-certificate elective

PREREQUISITE: none

INSTRUCTOR: **Dr. Stephen Buchmann**

FEE: \$105 museum members
\$155 nonmembers

DATES: Saturday & Sunday from
10 a.m. to 4 p.m.
November 17 and 18, 2012



photo by Steve Buchmann

Flatbed Scanners for Fine Art Image Capture



Stop ignoring that flatbed scanner. It deserves more than a life of scanning paper receipts at tax time. Flatbed scanners are under used tools for creating artwork. Work with the professional Epson 10000XL flatbed scanner for imaging found objects: flowers, leaves, bark, insects, fossils, bones and more. Bring an assortment of found objects (flat or under 2.5 cm thick is best) to the first day of class. Discussion and hands-on practice will be followed by demonstrations in optimizing the color files composition, levels and curves adjustments and sharpening. By the second day, each student will be able to make one or two giclee inkjet prints from their scans on an instructor-provided Epson 3800 printer. An exciting new technique for scanning objects (e.g. flowers) underwater will be demonstrated. Come and join us exploring new technology that will enhance your abilities to see and create as an artist or scientific illustrator.

Non-certificate elective

PREREQUISITE: none

INSTRUCTOR: **Dr. Stephen Buchmann**

FEE: \$105 museum members
\$155 nonmembers

DATES: Saturday & Sunday from
10 a.m. to 4 p.m.
March 2 and 3, 2013



scan by Steve Buchmann

Photography Basics for Adjustable Cameras



Have a DSLR or adjustable camera that has manual as well as automatic settings? Want to know what all those settings do? Then this class is for you! In this 2-day class, it is all broken down in plain English. In the classroom there will be lots of great visuals to help you understand the principles. Out on the Desert Museum grounds there are perfect photo ops. Raptor Free Flights are great for working with shutter speeds. Cat Canyon provides a chance for concentration on apertures and depth of field. Practice working with the flash at the fish and amphibians exhibit and discover time exposures in the Life Underground. Bring your camera and your desert walking shoes.

Non-certificate elective

PREREQUISITE: none

INSTRUCTOR: **Jay Pierstorff**

FEE: \$105 museum members
\$155 nonmembers

DATES: Saturday & Sunday from
10 a.m. to 4 p.m.
January 12 & 13, 2013

Digital Camera Quick Start

Can't make heads or tails out of your digital camera and the users manual seems to be in Greek? Get help and get started on understanding your digital camera. Find out the six settings you need to know for optimum camera use. Learn how to set proper resolution for attaching photos to an email or for printing, different ways to use the flash, lock focus, set the white balance, and creative techniques using the programmed shooting modes. Learn about camera Raw vs jpeg. Tips on easy ways to improve composition will also be offered. If you don't have time for a long photo class but still want to shoot with your camera off "Auto" this class is for you!

Non-certificate elective

PREREQUISITE: none

INSTRUCTOR: **Robert Renfrow**

FEE: \$55 museum members
\$105 nonmembers

DATE: Sunday from 10 a.m. to 4 p.m.
January 27, 2013



photo by Jay Pierstorff



photo by Rob Renfrow

Intermediate Nature Photography



This exciting intermediate photography class will emphasize aesthetics, art concepts and developing one's personal approach to nature photography. There will be less emphasis on the "hows" of picture taking and more emphasis on the "whys" of fine art photography. A brief and inspiring introduction about the roots of nature photography and the groundbreaking photographers involved will prepare students for the more technical aspects of photography. We'll go beyond the basics and feature the opportunity for participants to have their work critiqued by an experienced and supportive instructor. These insightful critiques are vital for developing a unique photographic style and you will be surprised how far you will come in a short time.

Non-certificate elective

PREREQUISITE:
working knowledge of your camera

INSTRUCTOR: **Robert Renfrow**

FEE: \$150 museum members
\$200 nonmembers

DATES: 3 Saturdays from
10 a.m. to 4 p.m.
February 2, 9 and 16, 2013



photo by Rob Renfrow

Commanding Camera Composition

Do you just want to learn how to improve the basic composition of your photographs without getting too wrapped up in all the technicalities of camera function? We will leave our cameras on automatic or program mode for this class and really concentrate on how to "line up" a good shot. Learn to use framing, scale, asymmetrical balance, patterns, point of view, reflections, the "rule of thirds" and other simple techniques to quickly and dramatically improve your photographs! You will be able to practice what you have learned in the classroom on the grounds of the Desert Museum with hands-on guidance from your instructor. This will be fun!

Non-certificate elective

PREREQUISITE: none

INSTRUCTOR: **Robert Renfrow**

FEE: \$35 museum members
\$85 nonmembers

DATE: Sunday from 9 a.m. to noon
February 17, 2013



photo by Rob Renfrow

Digital "Point & Shoot" Camera Primer

"Point and Shoot" what could be easier? Do you have a point and shoot camera that you would like to understand better? Bring your point and shoot camera along with your user manual and find out how to get more out of these small but capable cameras. Learn to lock focus for asymmetrical balance, overcome backlighting with exposure lock, set proper white balance, and creative techniques using the programmed shooting modes. Learn about camera Raw vs jpeg and selecting the proper resolution for sending photos over the internet or for printing with an inkjet printer. This short class that will quickly get you up to speed on your Point and Shoot!

Non-certificate elective

PREREQUISITE: none

INSTRUCTOR: **Robert Renfrow**

FEE: \$35 museum members
\$85 nonmembers

DATE: Sunday from 1 to 4 p.m.
February 17, 2013

Photoshop Elements: Power Tools



Take your knowledge of Photoshop Elements to the next level. Learn techniques such as *double processing photos* for more tonal range. Get professional tips on how the pros get perfect color. Here is the short list of what this class offers: fixing skies, duo-tones, black and white conversion, change the lighting in photoshop, creating depth of field effects, dropped shadows, calibrating your monitor and much more!

Non-certificate elective

PREREQUISITE: none

INSTRUCTOR: **Jay Pierstorff**

FEE: \$55 museum members
\$105 nonmembers

DATE: Saturday from 10 a.m. to 4 p.m.
March 9, 2013



photo by Jay Pierstorff

Presenting with Photography



Show off your photos! Communicate those creative ideas through compelling presentations. Turn those ho-hum presentations into polished, professional looking shows that will have people asking for more instead of running for exits! Whether you want to show vacation pictures of your family or create a Powerpoint report for you job, this class offers the tricks, tools and techniques you need. Learn the top 25 secrets of great presentations, the 10 biggest mistakes and much more.

Non-certificate elective

PREREQUISITE: none

INSTRUCTOR: **Jay Pierstorff**

FEE: \$55 museum members
\$105 nonmembers

DATE: Sunday from 10 a.m. to 4 p.m.
March 10, 2013

A Photography Workshop with Dr. John P. Schaefer

Spend a day with Dr. Schaefer and learn his techniques for close-up photography. This well-known photographer will demonstrate and discuss his concepts of basic composition, isolation of the subject, focusing, depth of field, and exposure control. Revealing demonstrations will include the use of 35mm and medium-format cameras with macro lenses and/or extension tubes as well as view cameras. Bring your digital or film camera and a sturdy tripod (a necessity!). This course features an interactive lecture session followed by a field trip on the Desert Museum grounds.

Non-certificate elective

PREREQUISITE:

basic camera experience necessary

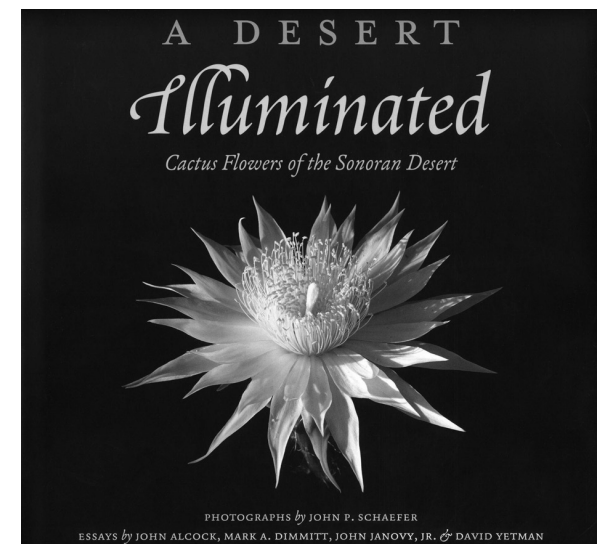
INSTRUCTOR: **Dr. John P. Schaefer**

FEE: \$55 museum members
\$105 nonmembers

DATES: Saturday from 10 a.m. to 4 p.m.
April 13, 2013

OR...

Sunday from 10 a.m. to 4 p.m.
April 14, 2013



Instructors

Ned Aldrich graduated from the Rhode Island School of design in 1987 and has enjoyed a very successful career in wildlife painting. His subject preference centers on North American wildlife, especially the cats. He paints primarily in oil and travels the world to view, sketch, and photograph his subjects. Mr. Aldrich is in the Vanishing Circles Collection at the Desert Museum.

Dr. Stephen Buchmann has published nine books and more than 150 scientific papers. He is a Research Associate at the Desert Museum and serves on the executive steering committee of the North American Pollinator Protection Campaign (www.pollinator.org). His expertise with scanning and creating archival digital prints comes from his attention to detail and his love for macro photography.

Kim Duffek has a B.S. in Wildlife Ecology and a B.F.A. in Studio Art from the University of Arizona and also studied in the U of A's scientific illustration program. She worked full-time in free-lance drafting, illustration and art for about a decade before joining ASDM's Botany Department in 1992.

Elliott Everson graduated from Arizona State University with a B.A. in Art Education. He has won local and national awards for his colored pencil work. He is a juried member of the Arizona Artists Guild and a Signature member of the Colored Pencil Society of America. His work is published in books and brochures and many of his commissioned works are held in private collections.

Linda M. Feltner is an artist who specializes in both the aesthetics and science of natural history. Her career has developed through book and magazine illustrations, numerous solo exhibitions, classroom teaching, interpretive consulting and interpretive media design, commissions, and lectures to professional organizations.

Jesús García has a Bachelor's degree in Ecology and Evolutionary Biology, with a minor in cultural Anthropology from the University of Arizona. He has been associated with the Arizona-Sonora Desert Museum since 1991, first as a docent then as a bilingual educator. Jesus has many interests including conservation biology, art, cultural ecology, languages, music, and gardening.

Rachel Ivanyi is a freelance natural science illustrator who specializes in reptiles and amphibians. She received a Bachelor of Science degree in Zoology from the University of California at Davis in 1995. In 1996 she received her Graduate Certification in Natural Science Illustration from the University of California at Santa Cruz. Her work can be found in a variety of textbooks, science magazines, children's books and field guides.

Susan Morris graduated from Brigham Young University with a Bachelor's Degree in Painting & Drawing. She is a signature member of the Southern Arizona Watercolor Guild and has received numerous awards for her watercolors. Her work is shown in galleries and museums across the west.

Catherine Nash received a B.F.A. in printmaking and drawing from the University of New Hampshire and graduated from the University of Arizona with an M.F.A. in mixed media. She is an artist-in-residence for the Tucson/Pima Arts Council and the Arizona Commission on the Arts. Her work has been shown across the U.S., Japan and Europe.

Jay Pierstorff has designed and taught photography courses through Photo Retailers and The Learning Exchange. Currently he produces computer graphics, audio and video productions, website designs and digital photo restorations. Jay has spent over three decades involved in photographic and computer processes.

Margaret Pope has done commissioned work for Borderlands Tours, Plants for the Southwest, Mary Odette Books and the Arizona Native Plant Society. Her interest in nature inspired her to become a docent at the Arizona-Sonora Desert Museum and to pursue botanical illustration.

Robert Renfrow graduated as Salutatorian of his class from the Kansas City Art Institute with a B.F.A. in Photography/Video in 1988. He received his MFA from the University of Arizona, in 1991. For 20 years he has conducted workshops, nationally and in Europe, Australia and New Zealand.

Dr. John P. Schaefer is former President of the University of Arizona and a cofounder with Ansel Adams of the Center for Creative Photography. He is the author of three best-selling books on photographic techniques and has published several books of his own photography. His photographs have appeared in *Arizona Highways*.

Rick Wheeler received his B.A. degree in Fine Art from Prescott College. He is best known for his scratchboard work. Rick participated in "A Century of Sanctuary: The Art of Zion National Park" 2008–09 and in the "Grand Canyon Celebration of Art, Modern Masters Invitational" in 2009.

Lori Woodward holds a bachelor of Art Education from the U of A. She has studied extensively with Sondra Freckelton, Richard Schmid and Nancy Guzik. Lori has authored an instructional column for American Artist's Watercolor Magazine since 2007, and co-authored the book: *Watercolor, Step By Step*, by Walter Foster Publishing.





**Desert Encounters:
Wildlife Artistry
of Tell Hicks**

June 2 – September 9, 2012

Tell's passion for wildlife has taken him around the world in search of subjects for his artwork. In recent years the Sonoran Desert, with its rich diversity of reptile species, has held a special fascination.

**Southern Arizona
Watercolor Guild**

Fiesta Sonora

Sept. 15 – Oct. 28, 2012

The Southern Arizona Watercolor Guild is back for another exciting and popular show. This group always puts the emphasis on skill and creativity while showing you their latest and greatest works, all painted in a variety of water media.

**American Women Artists:
Visions of the Southwest**

Nov. 3, 2012 – Jan. 6, 2013

American Women Artists is dedicated to the inspiration, celebration, and encouragement of Women in the Arts.

**Ironwood
Gallery Exhibits
at the
Arizona-Sonora
Desert Museum**

Open daily from 10 am to 4 pm. Gallery is occasionally closed for special events. Phone ahead 883-3024. Exhibit schedule and hours are subject to change without notice.

This group of talented artists have created a dazzling array of imagery that is sure to ignite inspiration and pleasure in their *Visions of the Southwest*. AWA is the organization that conspires to produce some of the best art available on this topic that touches us all in the Sonoran Desert.

The Art of Sheridan Oman
Jan. 12 – Mar. 10, 2013

A local artist with a curious past: Sheridan Oman was prolific and polished in his creative endeavors. He left a legacy of etchings, drawings and sculptures based on Sonoran Desert subjects. See his artwork, ponder the questions he left unanswered and see the Sonoran Desert with new eyes.

The Sea of Cortez
Mar. 16, – June 2, 2013

The Sea of Cortez and its surrounding landmass have long been a favorite place for scientific study and conservation efforts on behalf of the Desert Museum. In 2011, thirty professional artists traveled to San Carlos, Sonora to sketch, paint and photograph the unusual terrain of Nacapule, the Estero Soldado and the beautiful Sea of Cortez. Enjoy their artistic journey.

**Baldwin
Education Building
Art Events
at the
Arizona-Sonora
Desert Museum**

Open Monday through Friday, 9 am to 4 pm.
Exhibit schedule and hours are subject to change without notice.



**Art Institute
Student Show & Sale**
November 10, 2012 –
January 13, 2013
Monday thru Friday
9 am to 4 pm

**Artist Reception &
Graduation Ceremony**
Saturday, November 17
from 2 to 4 pm

Art Institute students bring a tremendous amount of dedication to honing their abilities as artists while increasing their knowledge of the Sonoran Desert. The images created by artists and photographers in this show reflect a variety of media and a multitude of Sonoran Desert subject matter.

**American Women
Artists Paint Out**
Saturday, November 3
from 9 to 11 a.m.

AWA members plein air paint on the grounds of the Desert Museum.

**American Women
Artists Wet Paint Sale**
Saturday, November 3
from 1 to 4 pm

- Vote for the "Peoples Choice"
- Meet the artists
- Complimentary hors d'oeuvres



CALL FOR ENTRIES

2013 Student Art Show & Sale
October 26, 2013 – January 12, 2014

Reception & Graduation Ceremony
Saturday, November 16 from 2 to 4 pm
Baldwin Education Building Gallery

Eligibility:

Open to all students enrolled in Art Institute classes between September 2012 and April 2013.

Framing, Media and Presentation:

Students may submit one piece of original artwork in any media taught at the Art Institute. Giclee Prints or reproductions of drawings and paintings are not allowed. **All pieces must be matted, framed and wired for hanging. No saw tooth or clip hangers.**

Labeling of Artwork:

Artwork must be labeled on the back with the artist's name, title of piece, medium, and sale price or NFS (not for sale). Each piece must be signed on the front by the artist.

Sales:

Artwork may be offered for sale at the artist's discretion. When sold, the Art Institute will retain a 40% commission and forward a check to the artist for the remaining 60% within 30 days of the show closing.

Entry Deadline:

Participants will fill out and return the attached entry form no later than Monday, October 7.

Drop Off of Artwork:

Entrants are required to drop off their artwork in the Baldwin Education Building Lobby at the Desert Museum on Thursday, October 25 between 8:30 am and 10 am. Packaging materials will be removed and taken away by the artist. There will be absolutely no packing peanuts allowed.

Pick Up of Artwork:

Entrants must pick up their artwork in the Baldwin Education Building Lobby at the Desert Museum on Monday, January 13 between 8:30 am and 10 am. Art not picked up will be donated to the Art Institute as auction items for the annual Desert Museum Gala.



ENTRY FORM

2013 Student Art Show & Sale

Artist Name: _____

Mailing Address: _____

City: _____ State: _____ Zip Code: _____

Daytime Phone: _____

E-mail: _____

Title of class taken at the Art Institute: _____ Date completed: _____

Artwork Title: _____ Medium: _____

For Sale: yes no Price \$ _____

I hereby grant the Arizona-Sonora Desert Museum Art Institute, its representatives, agents and assigns permission to exhibit the above named artwork during the 2013 Student Art Show. I further give my permission to publish photographs taken of my original artwork for editorial, advertising, commercial, educational or display purposes. I understand that my artwork becomes a donation to the Art Institute if not picked up on Monday, January 13, 2014.

Artist signature: _____ Date: _____
or guardian if artist is a minor child

Please mail or email entry form to:

ASDM Art Institute
2013 Student Exhibition
2021 N Kinney Road
Tucson, AZ 85743
520-883-3024
arts@DesertMuseum.org



Art Institute Policies & Procedures

Arizona-Sonora Desert Museum Art Institute reserves the right to change its calendar, withdraw or modify a course or substitute instructors at any time. It also reserves the right to require the withdrawal of any student whose conduct is deemed detrimental to the Art Institute.

The Arizona-Sonora Desert Museum Art Institute cannot be responsible for providing make-up sessions, issuing refunds or tuition transfers for sessions missed as a result of student illness, emergencies or other events beyond our control.

Payment Methods

Cash, check, money order, Visa or MasterCard.

Travel and Lodging

Travel and lodging information is available on our website: www.desertmuseum.org/arts. Please check with our office before scheduling non-refundable airline tickets.

Materials

Students are responsible for providing their own art materials. Sarnoff's and Arizona Art Supply give a discount to Art Institute students. A materials list will be emailed within the body of the class confirmation prior to the beginning of each class. It may also be seen online.

Refund Policy

Refunds or tuition transfers will be issued up to 10 business days before a class begins. No refunds or tuition transfers shall be issued after this date.

Workshops may have additional cancellation and refund requirements printed with the course descriptions.

4 Easy Ways to Register

1 On-line
www.desertmuseum.org/arts

2 Phone
(520) 883-3024

3 Fax registration form to:
(520) 883-3043

4 Mail registration form to:
Art Institute Registrations
Arizona-Sonora Desert Museum
2021 N. Kinney Road
Tucson, AZ 85743

Registration

Online www.desertmuseum.org/arts • **Phone** (520)883-3024 • **Fax** registration form (520)883-3043
or **Mail** this registration form to: Art Institute, Arizona-Sonora Desert Museum,
2021 N. Kinney Road, Tucson, AZ 85743

Student Information

▶

LAST NAME	FIRST NAME	
DAYTIME PHONE	EVENING PHONE	
STREET ADDRESS		
CITY	STATE	ZIP CODE
E-MAIL		

Course Information

▶

COURSE TITLE	START DATE	TUITION
		\$
COURSE TITLE	START DATE	TUITION
		\$
COURSE TITLE	START DATE	TUITION
		\$
COURSE TITLE	START DATE	TUITION
		\$

Full payment is due upon registration.

Tuition Total: \$ _____

Credit card information:

Visa MasterCard

▶

CARD NUMBER _____

EXP. DATE (MM/YY) _____ 3-DIGIT SECURITY CODE _____

Or make check payable to:

ASDM — Art Institute

Contact the Desert Museum membership office to learn about member benefit levels: (520) 883-3055 or www.desertmuseum.org/members

Desert Museum Membership (optional):

I am already a member and am entitled to the discount!
Membership #: _____

I would like to join now! \$ _____

- Individual \$50
- Family \$65
- Turquoise \$175
- Copper \$300
- Silver \$600
- Gold \$1200

Total: \$ _____





Arizona-Sonora Desert Museum
2021 N. Kinney Road
Tucson, Arizona 85743-8918

Fall 2012 / Spring 2013
Catalog of classes

Sea of Cortez Exhibit
see page 42

**Drawn to the Desert:
Focus on the Sea of Cortez
Workshop**
see page 25



Non-profit
Organization
US Postage
PAID
Arizona-Sonora
Desert Museum